

Trinidad State College
NRA Firearms Safety Instructor
Certificate



Why would you want to become an NRA Firearms Instructor?

- #1 NRA Certified Instructors provide an invaluable service in their communities and as more Americans choose to exercise their right to own a firearm the demand for training courses and certified instructors increases.

- #2 Being an NRA Certified Instructor is an incredibly rewarding experience and it feels good to help others receive the knowledge, skills, and attitude that lead to a lifetime of safe, enjoyable, and successful shooting activities.

- #3 As an aspiring Gunsmith, promoting the use of firearms is essential to your business.

- #4 Teaching the safe use of firearms is a way to earn extra money on the side.

- #5 NRA firearms classes are widely accepted by Sheriffs who grant concealed carry permits to the public

- #6 Taking NRA Firearms Safety Instructor courses while you are attending TSC allows you to use your financial aid or GI Bill to cover the cost.

Trinidad State College (TSC) is pleased to be affiliated with the National Rifle Association as the first NRA Certified Training Center in the country. This affiliation has resulted in the creation of the NRA Firearms Safety Instructor certificate. The certificate, which has been approved by the Department of Education and the Higher Learning Commission of the North Central Association of Colleges and Schools, may allow students to use their financial aid, GI Bill, and Vocational Rehabilitation benefits to pay for the classes depending on their eligibility.

TSC has a longstanding affiliation with the National Rifle Association. The NRA, however, is not an accreditation agency. Trinidad State College is accredited by the Higher Learning Commission.

NRA Firearms Safety Instructor Certificate classes will be offered on a rotating schedule with additional classes added if there is increased interest in a particular course.

Most classes will take place on the Trinidad State Campus with some components scheduled for the Prator Gun Range.

All participants must comply with all local, state, and federal laws regarding firearms. All persons enrolled in these courses must be legally able to own and possess firearms. Participants must be 21 years of age to take firearms safety classes.

Please note that tuition and fees DO NOT COVER the cost of obtaining instructor-level certificates on the NRA website. Obtaining those certificates is the responsibility of the student and is a separate cost. There are also additional fees applied to the NRA Firearms classes in order to cover the cost of the materials.

You will not need to provide your own Muzzleloading firearms for the muzzleloading courses. TSC owns MZ firearms and will make them available to you during the class.

Students must register no later than three weeks before a class in order to give us time to obtain course materials. Please note that the fee for materials (books) is included in the registration; however, you must provide your own ammunition for courses that include shooting. Firearms, ammunition, and equipment requirements will be listed below in the written description for each class. For questions or to register, contact the Gunsmithing advisor.

NRA Firearms Safety Instructor Certificate – 18 Credits

TSC is proud to announce the addition of the NRA Firearms Safety Instructor certificate. Approved by the Department of Education and the Higher Learning Commission, this certificate may make it possible for students to use financial aid, GI Bill, and Vocational Rehabilitation programs to pay for the classes depending on their eligibility.

Course Number	Name	Credit Hours
GUR 101	Orientation and Firearms Safety/NRA Basic Instructor*	0.5
GUR 106	NRA Basic Pistol Shooting	0.5
GUR 107	NRA Basic Shotgun Shooting	1
GUR 108	NRA Muzzleloading Pistol Shooting	1
GUR 109	NRA Muzzleloading Rifle Shooting	1
GUR 110	NRA Basic Rifle Shooting	1
GUR 111	NRA Muzzleloading Shotgun Shooting	1
GUR 112	NRA Personal Protection in the Home	1
GUR 120	NRA Range Safety Officer Course	0.5
GUR 200	NRA Basic Instructor Training*	0.5
GUR 201	NRA Home Firearms Safety Instructor	0.5
GUR 206	NRA Basic Pistol Shooting Instructor	1
GUR 207	NRA Basic Shotgun Shooting Instructor	1
GUR 208	NRA Muzzleloading Instructor	1
GUR 210	NRA Basic Rifle Shooting Instructor	1
GUR 212	NRA Personal Protection in the Home Instructor	1
GUR 220	NRA Chief Range Safety Officer	0.5
GUR 250	Instructional Leadership	1
COM 115	Public Speaking	3
	Total Certificate	18

If you have taken public speaking through another college, please ask us about transferring the credit to TSC to count toward this certificate.

*Basic Instructor training is required before any Instructor level courses can be taken. This includes instructor-level reloading courses and Chief Range Safety Officer.

The NRA Basic Pistol course is a pre-requisite to the *NRA Basic Pistol Instructor* and *NRA Personal Protection in the Home* courses. *Both courses* must be taken before you can enroll in the *NRA Personal Protection in the Home Instructor* course.

**YOU MUST BE 21 YEARS OF AGE TO TAKE COURSES
TOWARD THE FIREARMS SAFETY INSTRUCTOR
CERTIFICATE**

Items students need to bring to class are listed in blue in the course descriptions below

***Basic Instructor Training is a pre-requisite for all instructor courses (classes are in red above). NRA Basic Pistol class is required before you can take the Personal Protection in the Home**

Unless otherwise indicated, all classes will initially meet in Mullen 412. Further instructions on meeting location (such as the Prator Gun Range) will be provided by the instructor in class.

IMPORTANT!

Please note – firearms safety classes are regular college credit classes. If you fail to show up for a class without notifying us in advance, you will be given a grade of “F” and you will still be charged for the class. We will not backdate the registration and withdraw you from the class. This will reflect on your transcript and may lower your GPA. In addition, because of the NRA requirement for a minimum of four students in an instructor-level course your failure to show up may result in the course being canceled after the other students have arrived for the class. This is unfair to the other students in the class.

In order for you to plan your future courses, the following schedule will be used

All students take Orientation and Firearms Safety as part of your Gunsmithing Program orientation. If you also take the BIT course, you will be qualified to take Home Firearms Safety Instructor. You must be 21 years of age to take these courses.

Semester A	Semester B	Semester C	Semester D
Spring 2021 Spring 2023 Spring 2025	Fall 2021 Fall 2023 Fall 2025	Spring 2022 Spring 2024 Spring 2026	Fall 2022 Fall 2024 Fall 2026
Orientation & Firearms Safety	Orientation & Firearms Safety	Orientation & Firearms Safety	Orientation & Firearms Safety
Basic Instructor Training (BIT)	Basic Instructor Training (BIT)	Basic Instructor Training (BIT)	Basic Instructor Training (BIT)
*Range Safety Officer (RSO)	*Range Safety Officer (RSO)	*Range Safety Officer (RSO)	*Range Safety Officer (RSO)
Home Firearms Safety Instructor	Home Firearms Safety Instructor	Home Firearms Safety Instructor	Home Firearms Safety Instructor
NRA Basic Shotgun Shooting	NRA Muzzleloading Rifle Shootig	*NRA Basic Pistol Shooting	NRA Basic Rifle Shooting
NRA Shotgun Instructor	NRA Muzzleloading Pistol Shooting	*NRA Pistol Instructor	NRA Rifle Instructor
	NRA Muzzleloading Shotgun Shooting	*NRA Personal Protection in the Home	*NRA Chief Range Safety Officer
	NRA Muzzleloading Instructor	*NRA Personal Protection in the Home Instructor	
Instructional Leadership	Instructional Leadership	Instructional Leadership	Instructional Leadership

Instructional Leadership is required to complete the certificate. It may be taken at any time after your first semester taking Firearms Safety courses.

Public Speaking is also a requirement of the certificate. If you have taken Public Speaking at another college, you may have your transcripts sent to TSC to meet this requirement. TSC also offers Public Speaking classes each semester.

The BIT course must be completed before you take any instructor-level class.

NRA rules require at least four students in all instructor-level courses. Courses are subject to cancelation if this requirement is not met.

You must be at least 21 years of age to take these classes

COURSE DESCRIPTIONS

** Instructor course requirements

All instructor candidates must have current BIT (NRA Basic Instructor Training) within the past 2 years. Instructor candidates must have completed the NRA Basic course for the discipline and must complete and pass pre-course assessments and qualifications. These will be held at times listed on the NRA Firearms Instructor course schedule.

GUR 1001: Home Firearms Safety

To teach the basic knowledge and skills and to explain the attitude necessary for the safe handling and storage of guns in the home.

GUR 1006: Basic Pistol Shooting

Introduces the basic knowledge, skills, and attitude necessary to safely own and use a pistol.

TOPICAL OUTLINE:

- Pistol knowledge and safe handling
- Cartridge information
- Loading the pistol
- Firing the pistol
- Cleaning the pistol
- Shooting from the bench position
- Shooting from the two-handed, standing position
- VIII. Shooting from the one-handed, standing position
- Pistol shooting and activities

Bring your own .22 caliber handgun – semiautos or double action revolvers preferred

Bring 150-200 rounds of .22 lr ammunition.

Eye and ear protection required.

Students must qualify shooting a course of fire consisting of four five-shot groups within a 4-inch circle. Groups do not have to be consecutive. Students must qualify at the Level I: Red level to earn a Basic Pistol Course Completion certificate. Once the student accomplishes Level I: Red level instructors are encouraged to offer them the opportunity to qualify for the Level II: White, Level III: Blue, and Instructor level endorsements on their certificates. Level I: Red is four five-shot groups within the four-inch circle at 10 feet
Level II: White is four five-shot groups within the four-inch circle at 15 feet
Level III: Blue is four five-shot groups within the four-inch circle at 20 feet

Note: Groups can be cumulative and do not need to be shot consecutively.

If a student qualifies to shoot at the NRA Instructor level they would shoot 20 shots from 45 feet. If they are able to place 16 of 20 shots within a six-inch group, the student would earn the level IV endorsement.

GUR 1007: Basic Shotgun Shooting

Introduces the basic knowledge, skills, and attitude necessary to safely own and use a shotgun

TOPICAL OUTLINE:

- Shotgun knowledge and safe handling
- Shot shell information
- Loading the shotgun
- Firing the shotgun
- Cleaning the shotgun
- Shooting at a moving target
- Shotgun shooting and activities

Bring your own shotgun 12 or 20 gauge – 26” – 30” barrel (not tactical style).
Bring 100-150 rounds of ammunition for your gun 2 ¾” #7 ½ or #8 shot only
Eye and ear protection required.

GUR 1008: Muzzleloading Pistol Shooting

Introduces the basic knowledge, skills, and attitude necessary to safely own and use a Muzzleloading pistol

TOPICAL OUTLINE:

- Muzzleloading pistol knowledge and safe handling
- Black powder
- Loading the muzzleloading pistol
- Firing the muzzleloading pistol
- Cleaning the muzzleloading pistol
- Loading the muzzleloading revolver
- Firing the muzzleloading revolver
- Cleaning the muzzleloading revolver
- Muzzleloading pistol and revolver shooting and activities

Bring a muzzleloading pistol or revolver if you have one or the college owns these firearms for your use.

Bring powder, ball, caps, etc. for 25-50 shots.

Eye and ear protection required.

GUR 1009: NRA Muzzleloading Rifle Shooting

Introduces the basic knowledge, skills, and attitude necessary to safely own and use a Muzzleloading rifle.

TOPICAL OUTLINE:

- Muzzleloading rifle knowledge and safe handling
- Black powder
- Loading the muzzleloading rifle
- Firing the muzzleloading rifle
- Cleaning the muzzleloading rifle
- Shooting from the standing position
- Muzzleloading rifle shooting and activities

Bring a muzzleloading rifle if you have one or the college owns these firearms for your use. Bring powder, ball, caps, etc. for 25-50 shots.
Eye and ear protection required.

GUR 1010: **NRA Basic Rifle Shooting**
Introduces the basic knowledge, skills, and attitude necessary to safely own and use a rifle.

TOPICAL OUTLINE:

- Rifle knowledge and safe handling
- Cartridge information
- Loading the rifle
- Firing the rifle
- Cleaning the rifle
- Shooting from the bench position
- Shooting from the standing position
- Shooting from the prone and kneeling positions
- Shooting from the sitting position
- Rifle shooting and activities

Bring 100-150 rounds of .22 lr ammunition We will provide the rifles
Eye and ear protection required.

GUR 1011: **NRA Muzzleloading Shotgun Shooting**
Introduces the basic knowledge, skills, and attitude necessary to safely own and use a Muzzleloading shotgun.

TOPICAL OUTLINE:

- Muzzleloading shotgun knowledge and safe handling
- Black powder
- Loading the muzzleloading shotgun
- Firing the muzzleloading shotgun
- Cleaning the muzzleloading shotgun
- Muzzleloading shotgun shooting and activities

Bring your own Muzzleloading shotgun 12 or 20 gauge 26” – 30” barrel (not tactical type) or the college owns these firearms for your use.

Bring 100-150 rounds of ammunition for your gun 2 ¾” #7 or #8 shot only

We will provide muzzleloading shotguns and ammunition

Eye and ear protection required.

GUR 1012: **NRA Personal Protection in the Home**

This shooting course is designed to teach the basic knowledge, skills, and attitude necessary for the safe and proper use of a handgun, and provide information on the Citizen’s right of Self Defense. It is of benefit to beginning and experienced shooters alike. The NRA Personal Protection Course is included.

TOPICAL OUTLINE:

TOPICAL OUTLINE:

- Handgun knowledge and safe handling.
- Ammunition knowledge.
- Fundamentals of handgun shooting.
- Firing the first shots.
- Handgun shooting positions.
- Firearms and the law.
- Avoiding criminal attack.
- Controlling a violent confrontation

NRA Basic Pistol class is required before you can take the Personal Protection in the Home

Bring your own handgun 38 spl. 9mm, 40 S&W or 45ACP – semiautos or double action revolvers preferred. Bring an extra magazine or speed loader.
Bring 150-200 rounds of ammunition – factory loaded.
Eye and ear protection required.

NRA Range Safety Officer Course

GUR 1020:

Designed for persons who have been assigned by a range owner, operator, or manager to oversee range safety. Course content includes: ensuring the range is safe to use; conducting range safety briefings for shooters; handling ammunition and firearm malfunctions safely; supervising safety aspects of shooting activities; and handling emergency procedures as established by the range management.

TOPICAL OUTLINE:

- The role of the Range Safety Officer
- Range Standard Operating Procedures
- Range inspection
- Range rules
- Range safety briefing
- Firearm stoppages and malfunctions

NRA Basic Instruction Training

GUR 2000:

Covers teaching principles, instructional techniques, and training aids used to teach the NRA Basic Firearms Training Courses.

TOPICAL OUTLINE:

- Introducing a Speaker
- The Instructor and the NRA Basic Firearm Training Program
- Using a Training Team Approach to Teaching
- Training Materials and Training Aids
- Course Organization
- Preparing to Teach

***Basic Instructor Training is a pre-requisite for all instructor courses**

GUR 2001: Instructor Home Firearms Safety

Covers teaching principles, instructional techniques, and training aids used to organize and conduct the NRA Home Firearms Safety Course.

TOPICAL OUTLINE:

- Introduction to NRA Home Firearm Safety Course Lesson Plans
- Gun Safety Rules, and Firearm Identification and Unloading
- Safe Gun Handling Practical Exercises, Ammunition, Firearm Cleaning and Storage
- Home Firearm Safety Instructor Examination and Course Conclusion

All instructor candidates must have current BIT (NRA Basic Instructor Training) within the past 2 years. Instructor candidates must have completed the NRA Basic course for the discipline and must complete and pass pre-course assessments and qualifications. These will be held at times listed on the NRA Firearms Instructor course schedule.

Instructor candidates must complete the pre-course questionnaire and successfully demonstrate safe gun handling and unloading procedures for each of the basic firearm types.

GUR 2006: Instructor Basic Pistol Shooting**

Designed to develop NRA Certified Instructors who possess the knowledge, skills, and attitude necessary to organize and safely conduct the NRA Basic Pistol Shooting Course.

TOPICAL OUTLINE:

- Introduction to NRA Basic Pistol Shooting course lesson plans
- Pistol knowledge and safe handling
 - Basic pistol instructional method
- Ammunition knowledge and the fundamentals of pistol shooting
 - Teaching Pistol Lesson III: Firing the first shots
 - Two-handed and one-handed standing shooting positions
- Administer Pistol Instructor examination

All instructor candidates must have current BIT (NRA Basic Instructor Training) within the past 2 years. Instructor candidates must have completed the NRA Basic course for the discipline and must complete and pass pre-course assessments and qualifications. These will be held at times listed on the NRA Firearms Instructor course schedule.

Bring your own .22 lr caliber handgun – semiautomatics or double action revolvers preferred

Bring an extra magazine or speedloader.

Bring 100-150 rounds of .22 lr ammunition

Eye and ear protection required

Instructor candidates must complete the pre-course questionnaire, earn a score of 90 percent or higher on the Basic Pistol Student Exam, and successfully complete (a score of 80 or more) the pre-course qualification. The pre-course qualification includes, safe gun handling, clearing common stoppages, and a shooting qualification.

Pistol Instructor Shooting Qualification

Instructor candidates will shoot any handgun of their choice, regardless of action, sights, or caliber at a blank 9” diameter paper target at a distance of 15 yards (45 feet). Candidates will fire 20 shots from a tow handed, unsupported, standing position. Targets will be broken into 2 ten-shot or 4 five-shot targets. Three points will be given for each scoring hit. Scoring hits must cut or fall inside a 1/2” border from the edge of the 9” diameter target and must form a group of 6” or less extreme spread. Two requalification shoots are allowed within any 24 hour period. A minimum score of 48 out of 60 is required.

GUR 2007: Instructor Basic Shotgun Shooting**

Covers teaching principles, instructional techniques, and training aids used to teach the NR Basic Shotgun Shooting Instructor course.

TOPICAL OUTLINE:

- Introduction to NRA Basic Shotgun Shooting Course Lesson Plans
- Shotgun Knowledge and Safe Handling
- Ammunition Knowledge and the Fundamentals of Shotgun Shooting
- Basic Shotgun Instructional Method
- Firing the First Shots
- Shotgun Shooting Skills Practical
- Evaluating and Improving Performance of Beginning Shotgun Shooters
- Shotgun Sports and Activities
- Shotgun Instructor Examination and Course Conclusion

All instructor candidates must have current BIT (NRA Basic Instructor Training) within the past 2 years. Instructor candidates must have completed the NRA Basic course for the discipline and must complete and pass pre-course assessments and qualifications. These will be held at times listed on the NRA Firearms Instructor course schedule.

Bring your own shotgun 12 or 20 gauge – 26” – 30” barrel (not tactical type)
Bring 75-100 rounds of ammunition for your gun 2 3/4” #7 1/2 or #8 shot only
Eye and ear protection required.

Instructor candidates must complete the pre-course questionnaire, earn a score of 90 percent or higher on the Basic Shotgun Student Exam, and successfully complete (a score of 80 or more) the pre-course qualification. The pre-course qualification includes, safe gun handling, clearing common stoppages, and a shooting qualification.

Shotgun Instructor Shooting Qualification

Instructor candidates will fire one 25 shot round of trap or skeet. A minimum score of 13 out of 25 is required. Two refires are allowed within any 24-hour period.

GUR 2008: Instructor Muzzleloading**

Covers teaching principles, instructional techniques, and training aids used to organize and conduct NRA Basic Muzzleloading Shooting Courses.

TOPICAL OUTLINE:

- Introduction to NRA Basic Muzzleloading Shooting Course Lesson Plans
- Firearms Knowledge and Safe Handling
- Black Powder and Loading the Muzzleloader

- Basic Muzzleloading Instructional Method
- Firing and Cleaning Muzzleloaders
- Shooting From the Standing Position and Identifying Failure to Fire
- Shooting various Muzzleloading Firearms
- Evaluating and Improving Performance of Beginning Muzzleloading Shooters
- Muzzleloading Sports and Activities
- Muzzleloading Instructor Examination and Course Conclusion

All instructor candidates must have current BIT (NRA Basic Instructor Training) within the past 2 years. Instructor candidates must have completed the NRA Basic course for the discipline and must complete and pass pre-course assessments and qualifications. These will be held at times listed on the NRA Firearms Instructor course schedule.

Bring your own muzzleloading pistol or revolver or the college owns these firearms for your use. Powder, ball, caps, etc. for 25-50 shots
 1 box of 25 12 ga. shotshells -- 2 3/4" -- 1 or 1 1/8 oz. -- #7 1/2 or #8 shot
 Eye and ear protection required

Instructor candidates must complete the pre-course questionnaire, earn a score of 90 percent or higher on the Muzzleloading Student Exam, and successfully complete (a score of 80 or more) the pre-course qualification for each of the three muzzleloading disciplines. The pre-course qualification includes, safe gun handling, muzzleloading knowledge, and a shooting qualification for each of the three muzzleloading disciplines: handguns, rifles, and shotguns.

Muzzleloading Instructor Shooting Qualification

Handgun

Candidate will shoot 10 shots with a muzzleloading revolver at a blank 9" diameter target at a distance of 15 yards. Candidates will shoot from a one or two handed, unsupported, standing position. 2 1/2 points will be given for each hit on the 9" diameter target. 20 of 25 points are required (8 of 10 shots on target). Two requalification shoots are allowed within any 24-hour period.

Rifle

Candidate will shoot a muzzleloading rifle that has front and rear sights. Scopes or other aiming devices are not allowed. Candidates will shoot a total of 10 shots at blank 9" diameter targets at a distance of 25 yards. One string of 5 shots will be fired from the benchrest position and one string of 5 shots will be fired from a standing unsupported position (off hand). A fresh target will be used for each position. 2.5 points will be given for each hit on the 9" diameter target. 20 of 25 points are required (8 of 10 shots on target). Two requalification shoots are allowed within any 24-hour period.

Shotgun

Using a muzzleloading shotgun, candidates will fire 10 shots at straight away clay targets from the 10 yard line on a regular trap field. 2.5 points will be given for each broken target. 12.5 points are required (5 of 10 targets).

GUR 2010: Instructor Basic Rifle Shooting**

Covers teaching principles, instructional techniques, and training aids used to organize and conduct the NRA Basic Rifle Shooting Instructor course.

TOPICAL OUTLINE:

- Introduction to NRA Basic Rifle Shooting Course Lesson Plans

- Rifle Knowledge and Safe Handling
- Ammunition Knowledge and the Fundamentals of Rifle Shooting
- Basic Rifle Instructional Method
- Firing the First Shots
- Standing Rifle Shooting Positions
- Prone and Kneeling Rifle Shooting Positions
- Sitting Rifle Shooting Position and Review of Positions
- Evaluating and Improving Performance of Beginning Rifle Shooters
- Rifle Sports and Activities
- Rifle Instructor Examination and Course Conclusion

All instructor candidates must have current BIT (NRA Basic Instructor Training) within the past 2 years. Instructor candidates must have completed the NRA Basic course for the discipline and must complete and pass pre-course assessments and qualifications. These will be held at times listed on the NRA Firearms Instructor course schedule.

Bring 100-150 rounds of .22 lr ammunition
We will provide the rifles. Eye and ear protection required.

Instructor candidates must complete the pre-course questionnaire, earn a score of 90 percent or higher on the Basic Rifle Student Exam, and successfully complete (a score of 80 or more) the pre-course qualification. The pre-course qualification includes, safe gun handling, clearing common stoppages, and a shooting qualification.

Rifle Instructor Shooting Qualification

Instructor candidates will fire at a 4.5” diameter blank circle target. 10 shots will be fired from each of three firing positions: bench rest, prone, and standing unsupported (off hand). A fresh target will be used for each position. Two points will be scored for each shot that hits the target. Shots that break the edge of the target circle will be scored as hits. A total score of 48 or more out of 60 possible is required. Two requalification shoots are allowed within any 24-hour period.

GUR 2012: Instructor Personal Protection in the Home**

This course is designed to develop NRA Certified Instructors who possess the knowledge, skills, and attitude necessary to organize and safely conduct the NRA Personal Protection Course

TOPICAL OUTLINE:

- Introduction to NRA Personal Protection Course Lesson Plans.
- Teaching Personal Protection Lesson I: Pistol Knowledge and Safe Handling.
- Teaching Personal Protection Lesson II: Ammunition Knowledge and the Fundamentals of Pistol Shooting.
- Basic Personal Protection Instructional Method.
- Teaching Personal Protection Lesson III: Firing the First Shots.
- Teaching Personal Protection Lesson IV: Pistol Shooting Positions.

- Evaluating and Improving Performance of Beginning Pistol Shooters.
- Teaching Personal Protection Lesson V and VI: Firearms and the Law, and Avoiding Criminal Attack.
- Personal Protection Instructor Examination and Course Conclusion.

The *NRA Basic Pistol Instructor* and certification is a prerequisite to the *NRA Personal Protection in the Home Instructor* course.

All instructor candidates must have current BIT (NRA Basic Instructor Training) within the past 2 years. Instructor candidates must have completed the NRA Basic course for the discipline and must complete and pass pre-course assessments and qualifications. These will be held at times listed on the NRA Firearms Instructor course schedule.

Bring your own handgun 38 spl, 9mm, 40 S&W or 45 ACP – semiautos or double action revolvers preferred.

Bring an extra magazine or speedloader.

Bring 100-150 rounds of ammunition – factory loaded.

Eye and ear protection is required.

Instructor candidates must complete the pre-course questionnaire, earn a score of 90 percent or higher on the Basic Personal Protection in the Home Student Exam, and successfully complete (a score of 80 or more) the pre-course qualification. The pre-course qualification includes, safe gun handling, clearing common stoppages, and a shooting qualification.

Personal Protection in the Home Instructor Shooting Qualification

Handguns of 9mm, 38 spl caliber or larger are required.

From a low ready position, candidates will shoot at a blank 9” diameter target at a distance of 7 yards (21 feet). On the command to fire, candidates will shoot and accelerated pair (2 shots, “double tap”) from a two handed standing position and then scan their immediate area for additional threats. Each shot that hits the target will be given a value of 3 points. Shots that break the edge of the 9” diameter target will be counted as a hit. Candidates must shoot each string of fire in less than 2 seconds. Shots fired after 2 seconds will be deducted from the number of shots on the target at the end of the session. This drill will be repeated 10 times for a total of 20 shots. A minimum score of 48 out of 60 is required.

GUR 2020: NRA Chief Range Safety Officer (Instructor Course)**

Develops NRA Certified Range Safety Officers who possess the knowledge, skills, and attitude necessary to train and supervise NRA Range Safety Officers and to provide the essential information to develop Range Standard Operating Procedures.

TOPICAL OUTLINE:

- Introduction
- The role of the Chief Range Safety Officer
- Introduction to the NRA Basic Range Safety Officer Course
- The role of the NRA Range Safety Officer and Range Standard Operating Procedures.
- Range Inspections and Range Rules.
- Range Safety Briefings
- Emergency Procedures
- Gun Stoppages and Malfunctions
- RSO Test and Review

All instructor candidates must have current BIT (NRA Basic Instructor Training) within the past 2 years. Instructor candidates must have completed the NRA Basic course for the discipline and must complete and pass pre-course assessments and qualifications. These will be held at times listed on the NRA Firearms Instructor course schedule.

GUR 2050: Instructional Leadership

This course will have to be arranged with TSC staff once the student has reached the point in their NRA Safety Instructor training to complete this requirement.

TOPICAL OUTLINE:

- I. Provides practical application of the teaching and organizational skills learned in the TSC/NRA Shooting and Firearms Safety course series using an internship model. The student will assist in the planning, promotion, teaching, and follow up documentation for one NRA Firearms Safety class. This is the final course in the TSC/NRA Firearms Safety Instructor Certificate program.
- II.
 - I. Organize a firearms shooting and safety class
 - A. Coordinate training team if more than one instructor is involved
 - B. Make arrangements for use of shooting range and range officer
 - C. Schedule classroom and arrange teaching aids
 - D. Order or insure availability of course materials
 - E. Develop cost analysis for course being taught
 - III. Publicize a firearms shooting and safety class
 - A. Make notification to various local radios, TV, and other media
 - B. Develop advertising flyers and ad copy for newspaper publication
 - VI. Teach firearms shooting and safety class
 - A. Use of basic teaching principles
 - B. Use of various teaching methods
 - C. Use of teaching aids
 - D. Use of prepared lesson plans
 - V. Evaluation and documentation
 - A. Student evaluation and grading
 - B. Documentation required by NRA

COM 1150: Public Speaking

If you have taken public speaking at another college, please ask us about transferring the credit to TSC in place of taking the class again

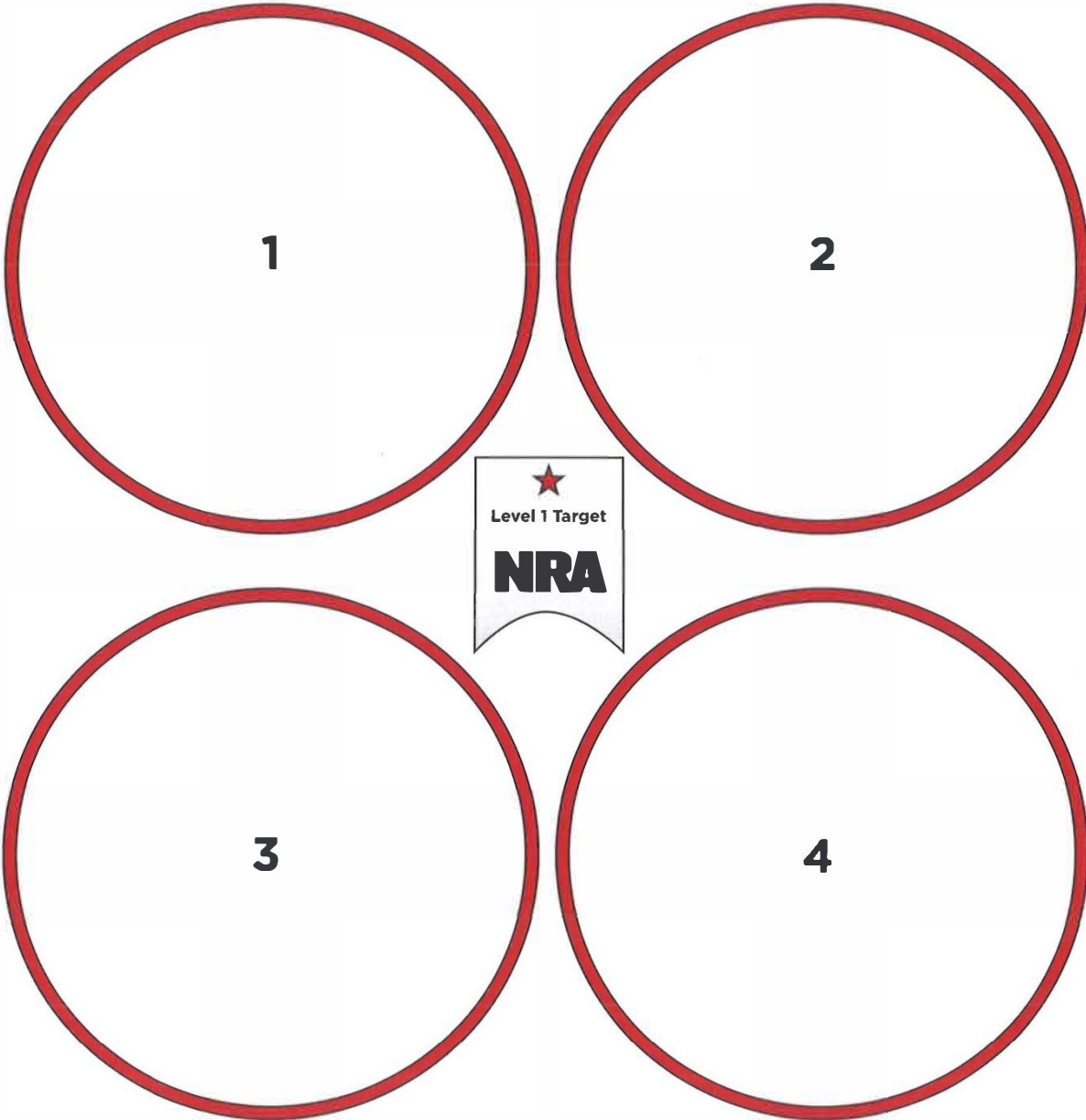
Combines the basic theories of communication with public speech performance skills. Emphasis is on speech preparation, organization, support, audience analysis, and delivery.

TOPICAL OUTLINE:

- I. Overview of communication fields
- II. Speech communication skills
- III. Speaker-related factors
- IV. Speech preparation
- V. Speech Delivery methods
- VI. Vocal and physical delivery methods
- VII. Appropriate use of technology
- VIII. Speech purposes

NRA Basic Pistol Achievement Target

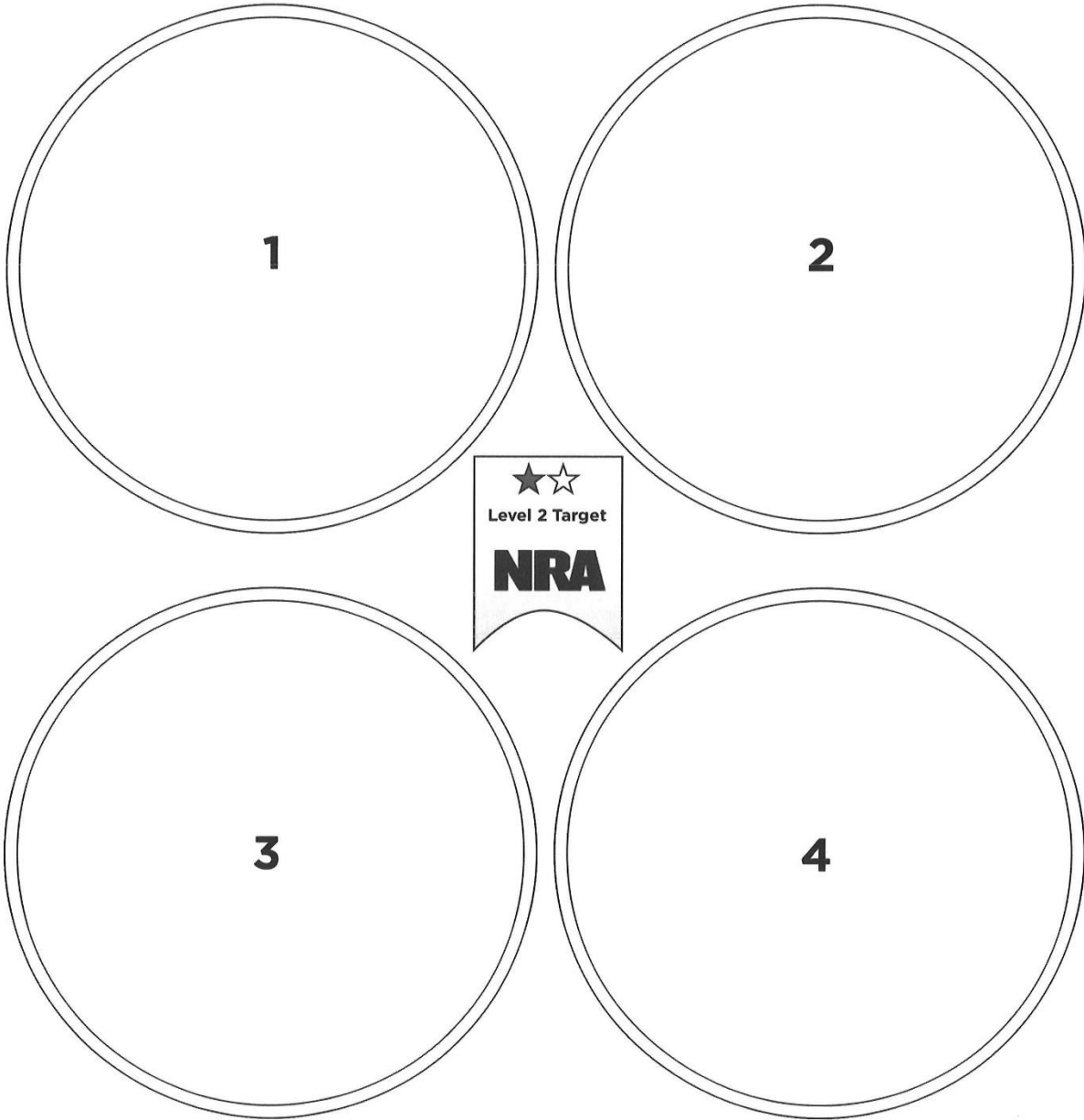
Student Name: _____ NRA Certified Instructor: _____ Date: _____



5 Shots/10 Feet Standing
Bullets that pierce the outside edge of the circle count as hits

NRA Basic Pistol Achievement Target

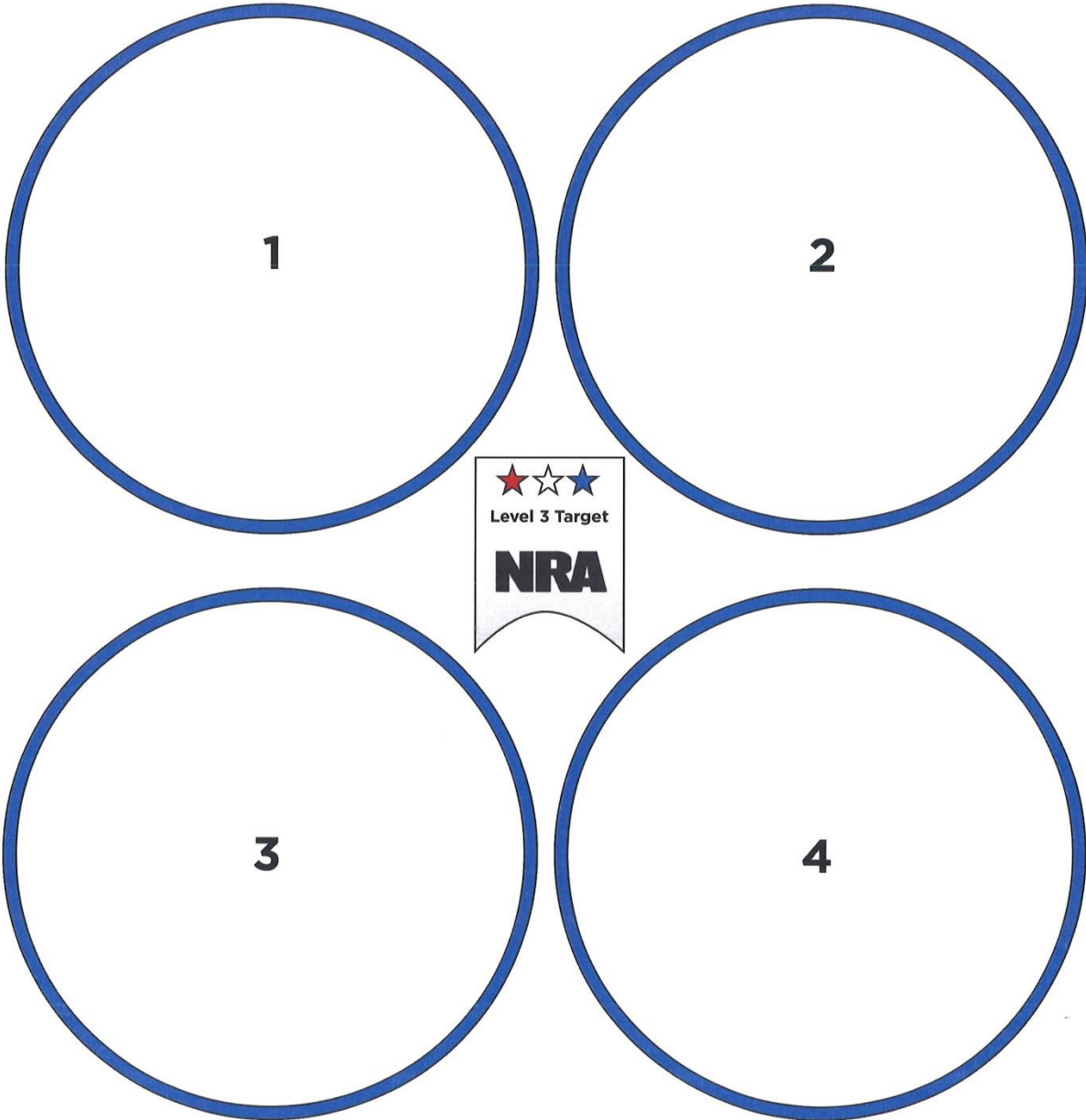
Student Name: _____ NRA Certified Instructor: _____ Date: _____



5 Shots/15 Feet Standing
Bullets that pierce the outside edge of the circle count as hits

NRA Basic Pistol Achievement Target

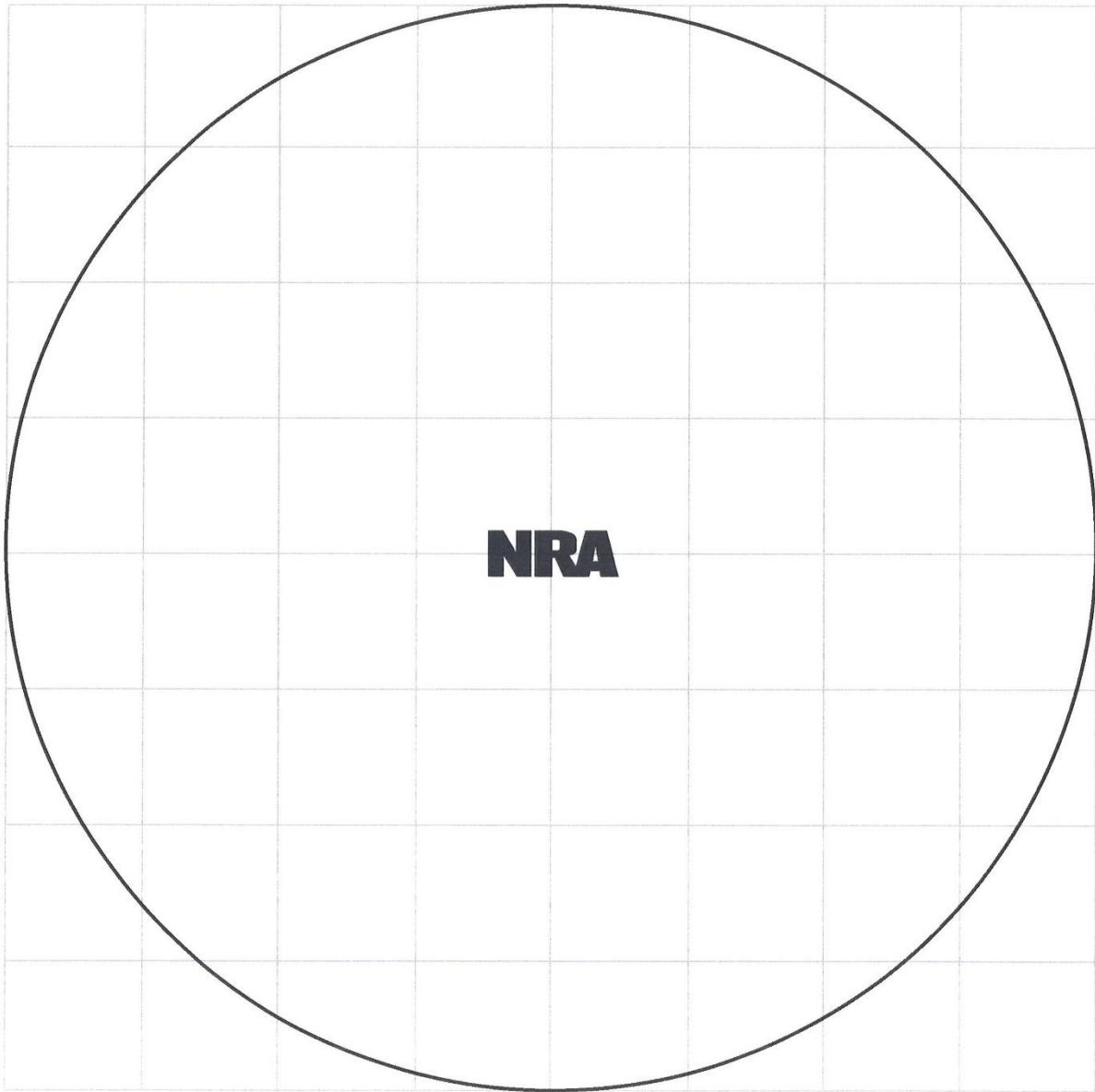
Student Name: _____ NRA Certified Instructor: _____ Date: _____



5 Shots/20 Feet Standing
Bullets that pierce the outside edge of the circle count as hits

NRA Instructor Training Qualification Target

20 shots/15 yards (45 feet) 16 out of 20 shots in a 6 inch group



MISCELLANEOUS

TUITION COST

Out-of-state residents taking courses for credit will pay out-of-state tuition; however, rates may vary depending on where the student lives. Current tuition rates are available at the following link: <http://www.trinidadstate.edu/tuition/index.html> Each class also has a separate materials fee to cover the cost of NRA course materials provided to you in class. This fee may vary depending on the current cost of materials. .

If you have questions, please feel free to contact Dan Wilson at 719-846-5567 or email dan.wilson@trinidadstate.edu

Please note that tuition and fees DO NOT COVER the cost of obtaining instructor-level certificates on the NRA website. Obtaining those certificates is the responsibility of the student and is a separate cost.

USING THE GI BILL

TSC is a military friendly school and extends our sincere thanks to all veterans for their service to our country. Summer NRA Courses may be covered under the GI bill if you qualify. Courses must be taken for credit and apply toward one of the certificates in order to be covered.

For information on how to use your [benefits](#) at TSC.

Christina Sisneros, Director of Financial Aid, can be reached at 719-589-7045 or Christina.sisneros@trinidadstate.edu for assistance.

