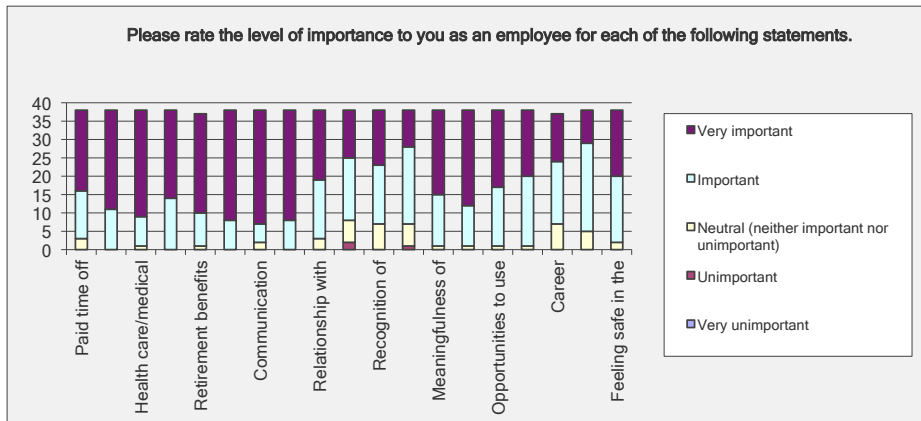


2016 CCCS Climate Survey

Please rate the level of importance to you as an employee for each of the following statements.

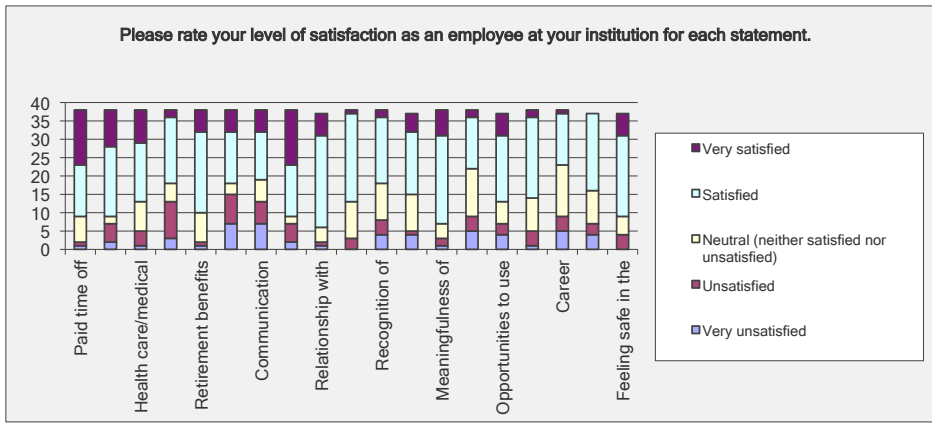
Answer Options	Very important	Important	Neutral (neither important nor unimportant)	Unimportant	Very unimportant	Response Count
Paid time off	22	13	3	0	0	38
Flexibility to balance life and work issues	27	11	0	0	0	38
Health care/medical benefits	29	8	1	0	0	38
Overall pay/compensation	24	14	0	0	0	38
Retirement benefits	27	9	1	0	0	37
Trust between employees and senior management	30	8	0	0	0	38
Communication between employees and senior management	31	5	2	0	0	38
Relationship with immediate supervisor	30	8	0	0	0	38
Relationship with co-workers	19	16	3	0	0	38
workforce	13	17	6	2	0	38
Recognition of my job performance	15	16	7	0	0	38
Organization's mission/vision	10	21	6	1	0	38
Meaningfulness of my job	23	14	1	0	0	38
Job security (assurance of continued employment)	26	11	1	0	0	38
Opportunities to use your skills/abilities in your work	21	16	1	0	0	38
Contribution of work to organization's goals and objectives	18	19	1	0	0	38
promotion in the organization)	13	17	7	0	0	37
Organization's commitment to professional development	9	24	5	0	0	38
Feeling safe in the work environment	18	18	2	0	0	38
					<i>answered question</i>	38
					<i>skipped question</i>	0



2016 CCCS Climate Survey

Please rate your level of satisfaction as an employee at your institution for each statement.

Answer Options	Very satisfied	Satisfied	Neutral (neither satisfied nor unsatisfied)	Unsatisfied	Very unsatisfied	Response Count
Paid time off	15	14	7	1	1	38
Flexibility to balance life and work issues	10	19	2	5	2	38
Health care/medical benefits	9	16	8	4	1	38
Overall pay/compensation	2	18	5	10	3	38
Retirement benefits	6	22	8	1	1	38
Trust between employees and senior management	6	14	3	8	7	38
Communication between employees and senior management	6	13	6	6	7	38
Relationship with immediate supervisor	15	14	2	5	2	38
Relationship with co-workers	6	25	4	1	1	37
workforce	1	24	10	3	0	38
Recognition of my job performance	2	18	10	4	4	38
Organization's mission/vision	5	17	10	1	4	37
Meaningfulness of my job	7	24	4	2	1	38
Job security (assurance of continued employment)	2	14	13	4	5	38
Opportunities to use your skills/abilities in your work	6	18	6	3	4	37
Contribution of work to organization's goals and objectives	2	22	9	4	1	38
promotion in the organization)	1	14	14	4	5	38
Organization's commitment to professional development	0	21	9	3	4	37
Feeling safe in the work environment	6	22	5	4	0	37
					<i>answered question</i>	38
					<i>skipped question</i>	0

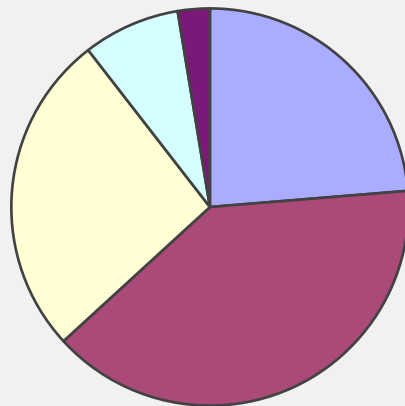


2016 CCCS Climate Survey

I believe the health benefits (medical, dental, vision) at my institution compare well with those offered by other employers in the area.

Answer Options	Response Percent	Response Count
Strongly Agree	23.7%	9
Agree	39.5%	15
Neutral	26.3%	10
Disagree	7.9%	3
Strongly Disagree	2.6%	1
<i>answered question</i>		38
<i>skipped question</i>		0

I believe the health benefits (medical, dental, vision) at my institution compare well with those offered by other employers in the area.



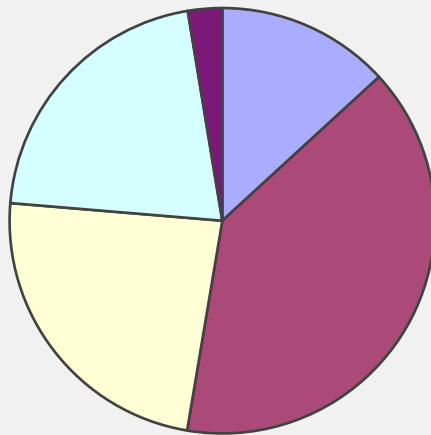
- Strongly Agree
- Agree
- Neutral
- Disagree
- Strongly Disagree

2016 CCCS Climate Survey

I am satisfied with the health benefit choices offered at my institution.

Answer Options	Response Percent	Response Count
Strongly Agree	13.2%	5
Agree	39.5%	15
Neutral	23.7%	9
Disagree	21.1%	8
Strongly Disagree	2.6%	1
<i>answered question</i>		38
<i>skipped question</i>		0

I am satisfied with the health benefit choices offered at my institution.

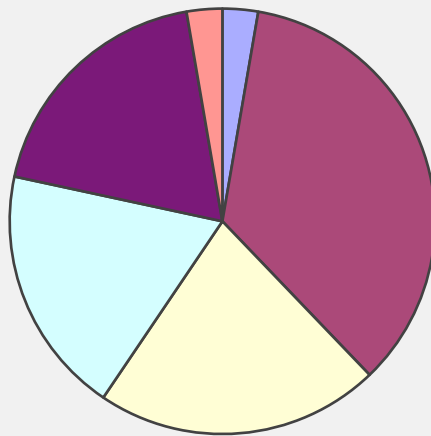


2016 CCCS Climate Survey

The amount I pay for medical benefits is reasonable for the value.

Answer Options	Response Percent	Response Count
Strongly Agree	2.7%	1
Agree	35.1%	13
Neutral	21.6%	8
Disagree	18.9%	7
Strongly Disagree	18.9%	7
I am not enrolled in a CCCS medical plan	2.7%	1
answered question		37
skipped question		1

The amount I pay for medical benefits is reasonable for the value.



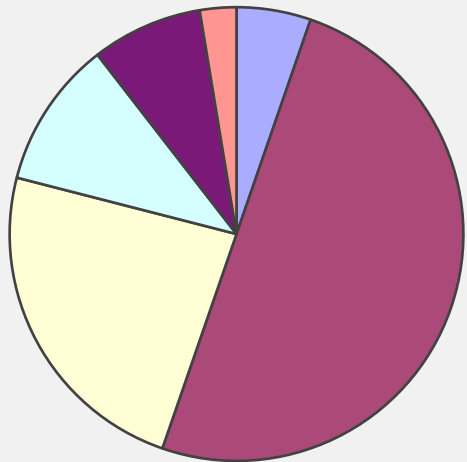
- Strongly Agree
- Agree
- Neutral
- Disagree
- Strongly Disagree
- I am not enrolled in a CCCS medical plan

2016 CCCS Climate Survey

The amount I pay for dental benefits is reasonable for the value.

Answer Options	Response Percent	Response Count
Strongly Agree	5.3%	2
Agree	50.0%	19
Neutral	23.7%	9
Disagree	10.5%	4
Strongly Disagree	7.9%	3
I am not enrolled in a CCCS dental plan	2.6%	1
answered question		38
skipped question		0

The amount I pay for dental benefits is reasonable for the value.



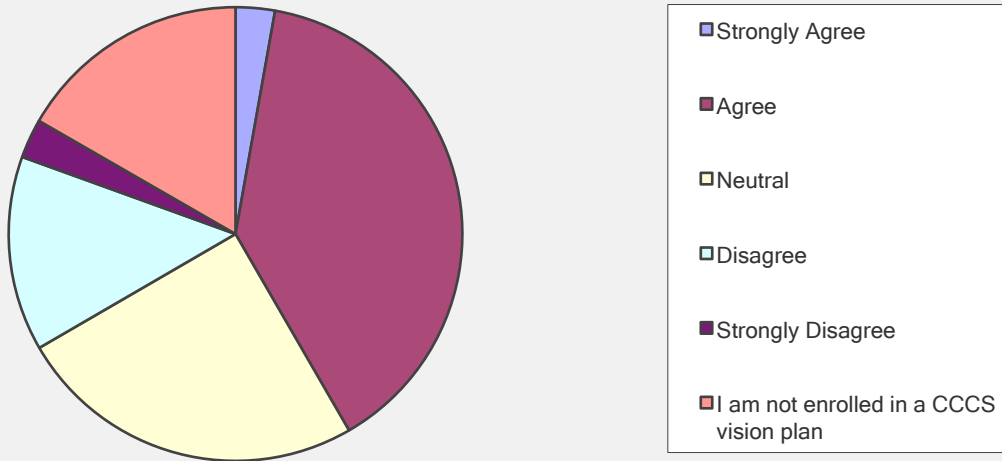
- Strongly Agree
- Agree
- Neutral
- Disagree
- Strongly Disagree
- I am not enrolled in a CCCS dental plan

2016 CCCS Climate Survey

The amount I pay for vision benefits is reasonable for the value.

Answer Options	Response Percent	Response Count
Strongly Agree	2.8%	1
Agree	38.9%	14
Neutral	25.0%	9
Disagree	13.9%	5
Strongly Disagree	2.8%	1
I am not enrolled in a CCCS vision plan	16.7%	6
answered question		36
skipped question		2

The amount I pay for vision benefits is reasonable for the value.

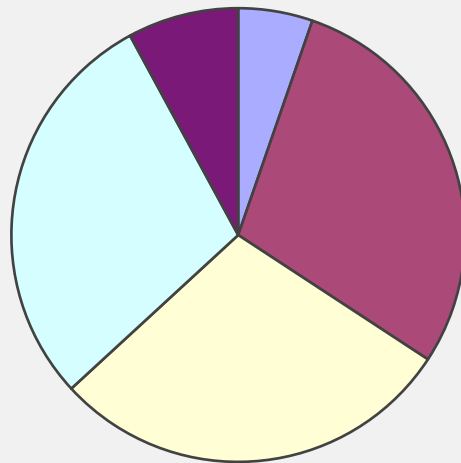


2016 CCCS Climate Survey

I believe that employee pay practices at my institution are fair.

Answer Options	Response Percent	Response Count
Strongly Agree	5.3%	2
Agree	28.9%	11
Neutral	28.9%	11
Disagree	28.9%	11
Strongly Disagree	7.9%	3
<i>answered question</i>		38
<i>skipped question</i>		0

I believe that employee pay practices at my institution are fair.



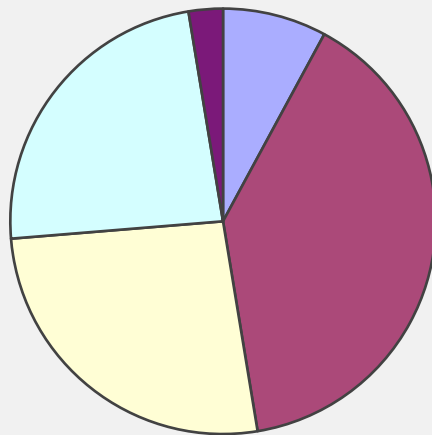
- Strongly Agree
- Agree
- Neutral
- Disagree
- Strongly Disagree

2016 CCCS Climate Survey

I am appropriately paid compared with others doing similar work at my institution, with similar levels of education and experience.

Answer Options	Response Percent	Response Count
Strongly Agree	7.9%	3
Agree	39.5%	15
Neutral	26.3%	10
Disagree	23.7%	9
Strongly Disagree	2.6%	1
<i>answered question</i>		38
<i>skipped question</i>		0

I am appropriately paid compared with others doing similar work at my institution, with similar levels of education and experience.



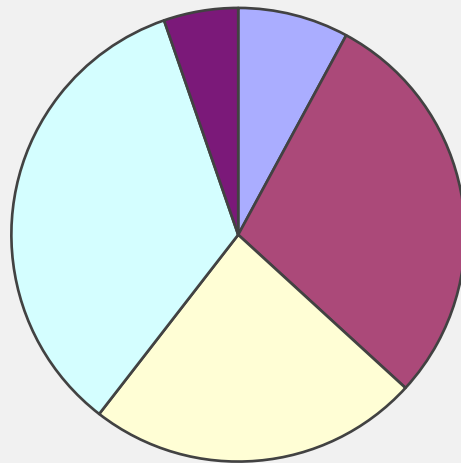
■ Strongly Agree
■ Agree
■ Neutral
■ Disagree
■ Strongly Disagree

2016 CCCS Climate Survey

I am paid competitively with the local market.

Answer Options	Response Percent	Response Count
Strongly Agree	7.9%	3
Agree	28.9%	11
Neutral	23.7%	9
Disagree	34.2%	13
Strongly Disagree	5.3%	2
<i>answered question</i>		38
<i>skipped question</i>		0

I am paid competitively with the local market.



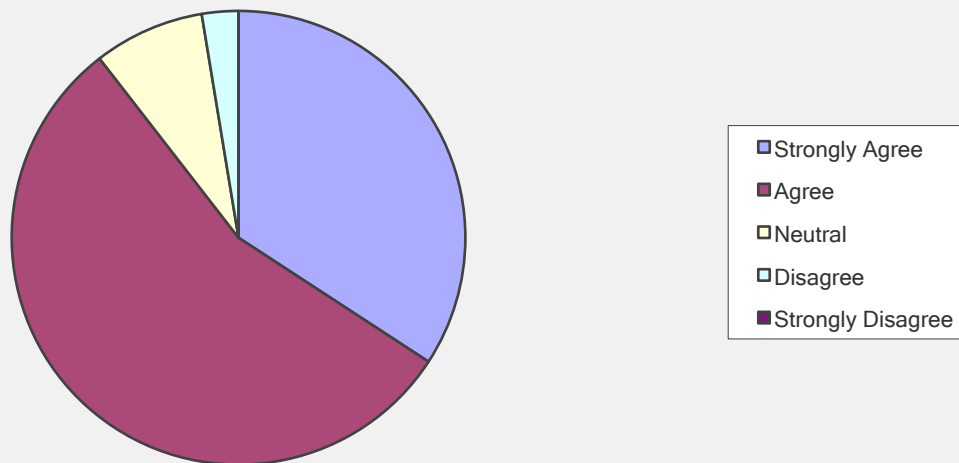
- Strongly Agree
- Agree
- Neutral
- Disagree
- Strongly Disagree

2016 CCCS Climate Survey

The work I do is meaningful.

Answer Options	Response Percent	Response Count
Strongly Agree	34.2%	13
Agree	55.3%	21
Neutral	7.9%	3
Disagree	2.6%	1
Strongly Disagree	0.0%	0
<i>answered question</i>		38
<i>skipped question</i>		0

The work I do is meaningful.

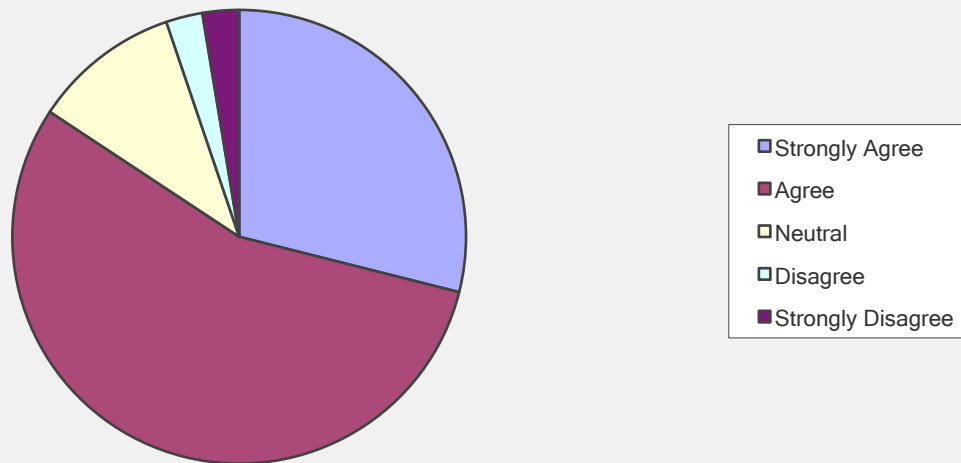


2016 CCCS Climate Survey

I understand how my job fits into my institution's mission/vision.

Answer Options	Response Percent	Response Count
Strongly Agree	28.9%	11
Agree	55.3%	21
Neutral	10.5%	4
Disagree	2.6%	1
Strongly Disagree	2.6%	1
<i>answered question</i>		38
<i>skipped question</i>		0

I understand how my job fits into my institution's mission/vision.

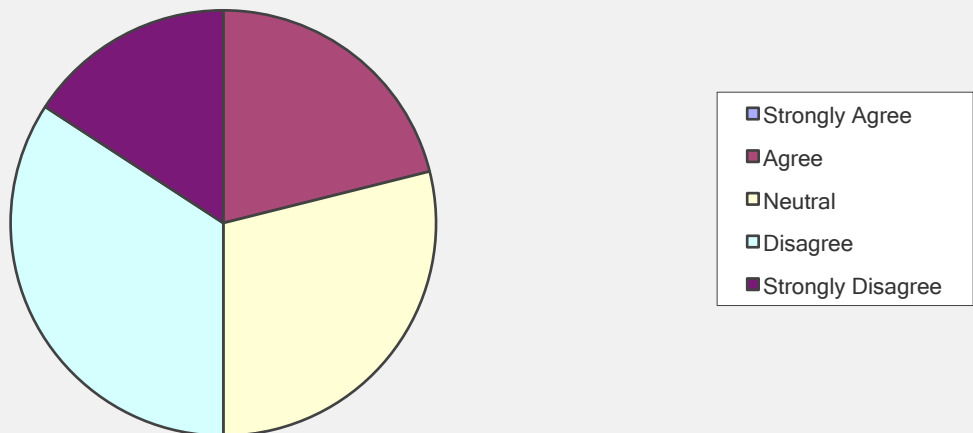


2016 CCCS Climate Survey

I see career advancement opportunities for myself at my institution.

Answer Options	Response Percent	Response Count
Strongly Agree	0.0%	0
Agree	21.1%	8
Neutral	28.9%	11
Disagree	34.2%	13
Strongly Disagree	15.8%	6
<i>answered question</i>		38
<i>skipped question</i>		0

I see career advancement opportunities for myself at my institution.

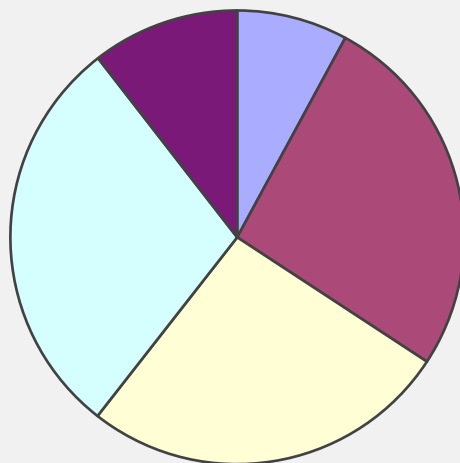


2016 CCCS Climate Survey

I get the job specific training I need to do my job well.

Answer Options	Response Percent	Response Count
Strongly Agree	7.9%	3
Agree	26.3%	10
Neutral	26.3%	10
Disagree	28.9%	11
Strongly Disagree	10.5%	4
<i>answered question</i>		38
<i>skipped question</i>		0

I get the job specific training I need to do my job well.



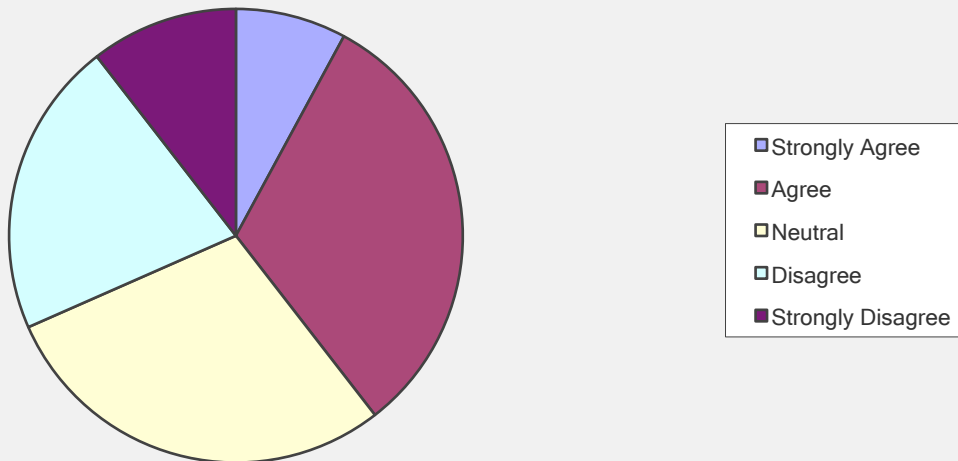
- Strongly Agree
- Agree
- Neutral
- Disagree
- Strongly Disagree

2016 CCCS Climate Survey

I am provided with the resources to do my job well.

Answer Options	Response Percent	Response Count
Strongly Agree	7.9%	3
Agree	31.6%	12
Neutral	28.9%	11
Disagree	21.1%	8
Strongly Disagree	10.5%	4
<i>answered question</i>		38
<i>skipped question</i>		0

I am provided with the resources to do my job well.

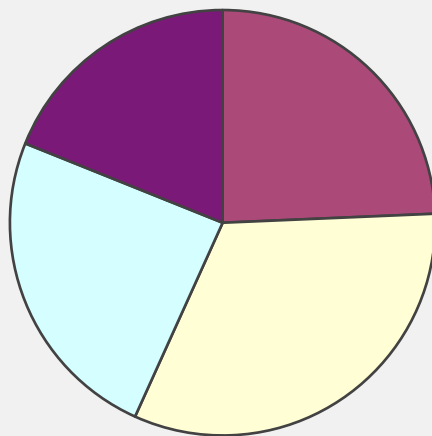


2016 CCCS Climate Survey

My institution does a good job of developing employees for job opportunities and advancement in the institution.

Answer Options	Response Percent	Response Count
Strongly Agree	0.0%	0
Agree	24.3%	9
Neutral	32.4%	12
Disagree	24.3%	9
Strongly Disagree	18.9%	7
<i>answered question</i>		37
<i>skipped question</i>		1

My institution does a good job of developing employees for job opportunities and advancement in the institution.



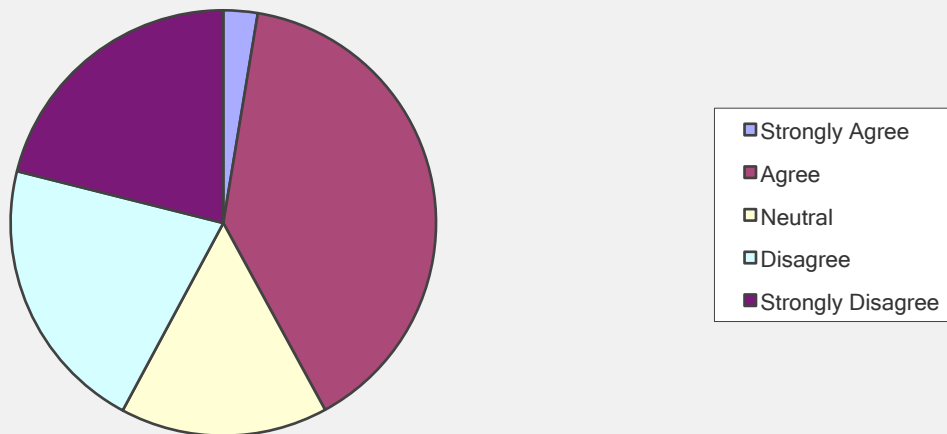
- Strongly Agree
- Agree
- Neutral
- Disagree
- Strongly Disagree

2016 CCCS Climate Survey

There is open and honest communication between managers and employees at my institution.

Answer Options	Response Percent	Response Count
Strongly Agree	2.6%	1
Agree	39.5%	15
Neutral	15.8%	6
Disagree	21.1%	8
Strongly Disagree	21.1%	8
<i>answered question</i>		38
<i>skipped question</i>		0

There is open and honest communication between managers and employees at my institution.

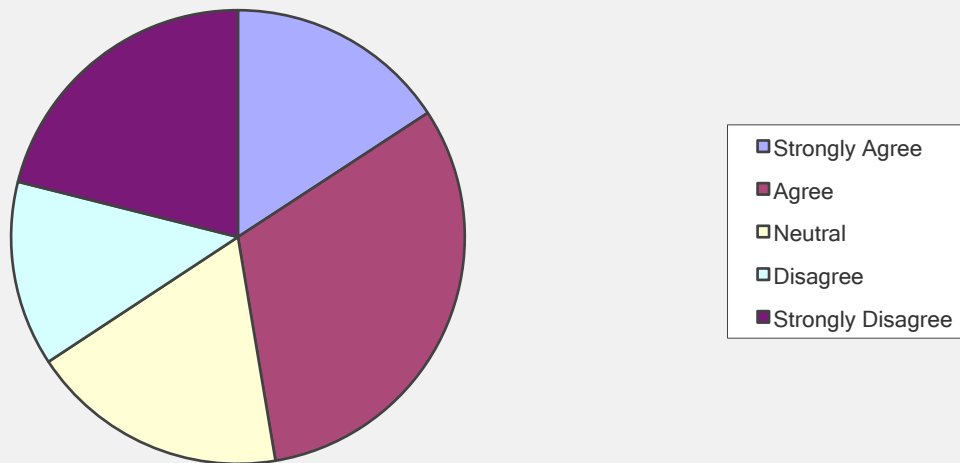


2016 CCCS Climate Survey

I have trust and confidence in the leadership of my institution.

Answer Options	Response Percent	Response Count
Strongly Agree	15.8%	6
Agree	31.6%	12
Neutral	18.4%	7
Disagree	13.2%	5
Strongly Disagree	21.1%	8
<i>answered question</i>		38
<i>skipped question</i>		0

I have trust and confidence in the leadership of my institution.

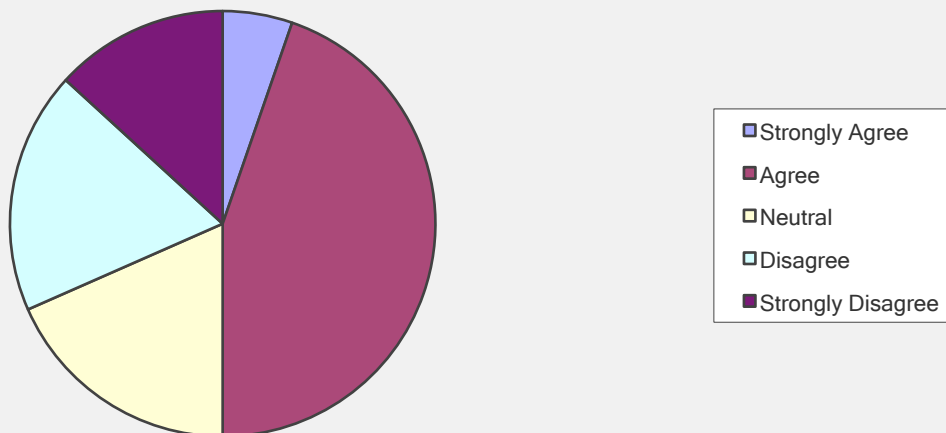


2016 CCCS Climate Survey

At my institution, managers do a good job of communicating institutional goals and strategies.

Answer Options	Response Percent	Response Count
Strongly Agree	5.3%	2
Agree	44.7%	17
Neutral	18.4%	7
Disagree	18.4%	7
Strongly Disagree	13.2%	5
<i>answered question</i>		38
<i>skipped question</i>		0

At my institution, managers do a good job of communicating institutional goals and strategies.

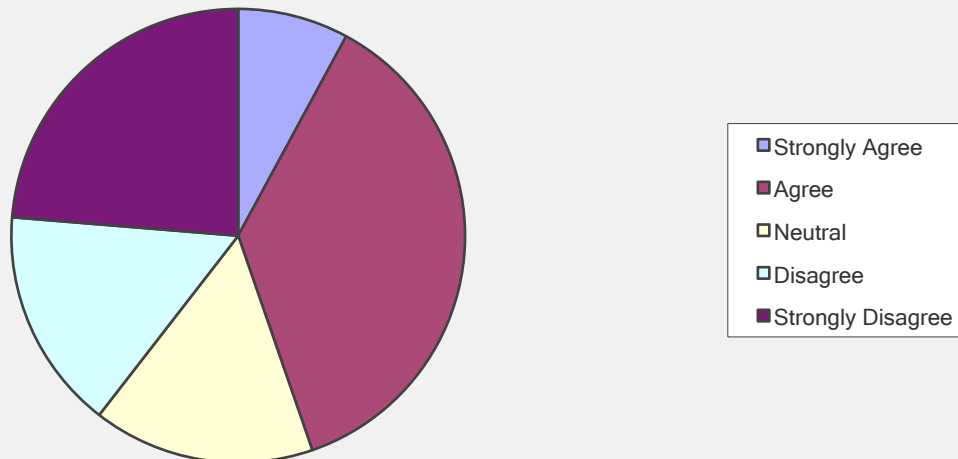


2016 CCCS Climate Survey

I feel that my institution cares about its employees.

Answer Options	Response Percent	Response Count
Strongly Agree	7.9%	3
Agree	36.8%	14
Neutral	15.8%	6
Disagree	15.8%	6
Strongly Disagree	23.7%	9
<i>answered question</i>		38
<i>skipped question</i>		0

I feel that my institution cares about its employees.

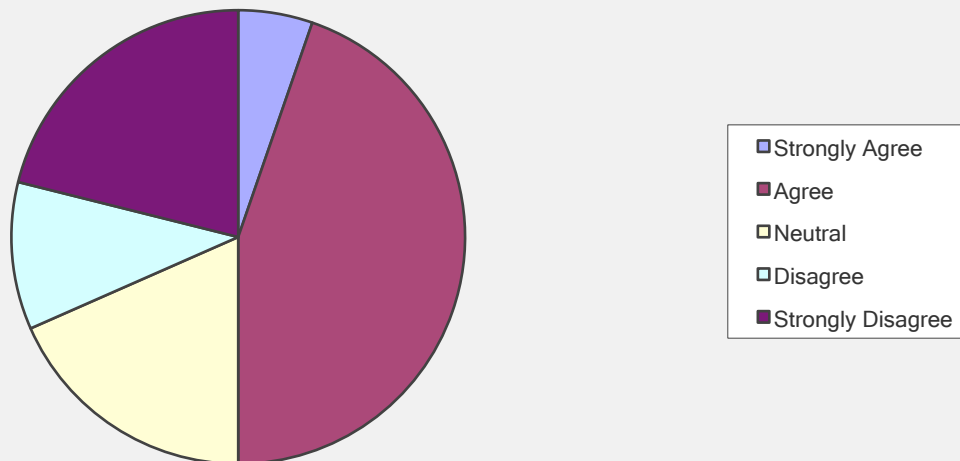


2016 CCCS Climate Survey

I feel like I am informed about what is going on at my institution.

Answer Options	Response Percent	Response Count
Strongly Agree	5.3%	2
Agree	44.7%	17
Neutral	18.4%	7
Disagree	10.5%	4
Strongly Disagree	21.1%	8
<i>answered question</i>		38
<i>skipped question</i>		0

I feel like I am informed about what is going on at my institution.

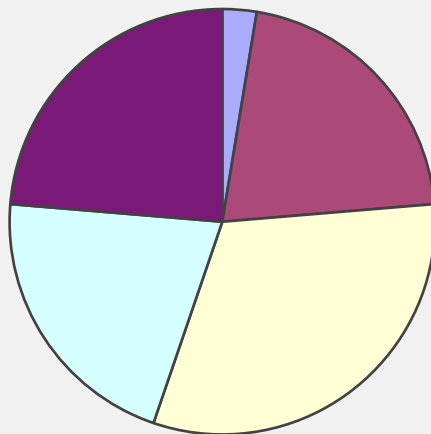


2016 CCCS Climate Survey

There is clear communication between departments at my institution.

Answer Options	Response Percent	Response Count
Strongly Agree	2.6%	1
Agree	21.1%	8
Neutral	31.6%	12
Disagree	21.1%	8
Strongly Disagree	23.7%	9
<i>answered question</i>		38
<i>skipped question</i>		0

There is clear communication between departments at my institution.



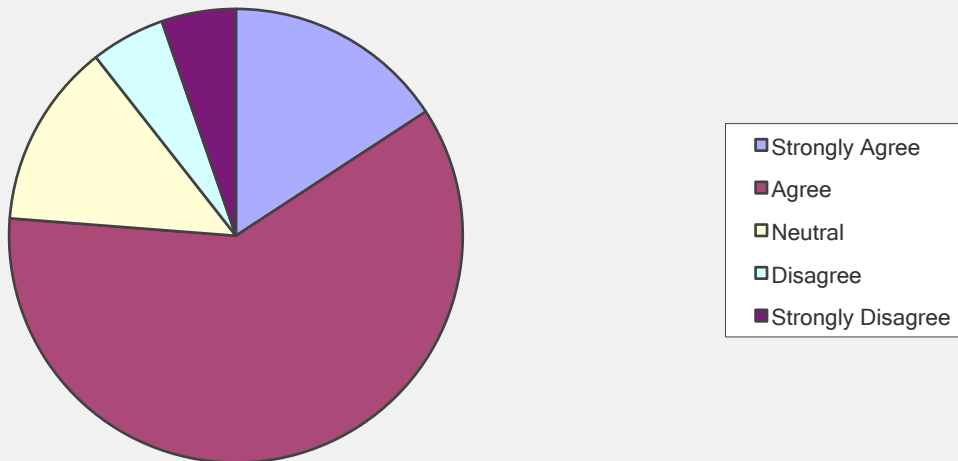
- Strongly Agree
- Agree
- Neutral
- Disagree
- Strongly Disagree

2016 CCCS Climate Survey

My institution cares about the safety of its employees.

Answer Options	Response Percent	Response Count
Strongly Agree	15.8%	6
Agree	60.5%	23
Neutral	13.2%	5
Disagree	5.3%	2
Strongly Disagree	5.3%	2
<i>answered question</i>		38
<i>skipped question</i>		0

My institution cares about the safety of its employees.

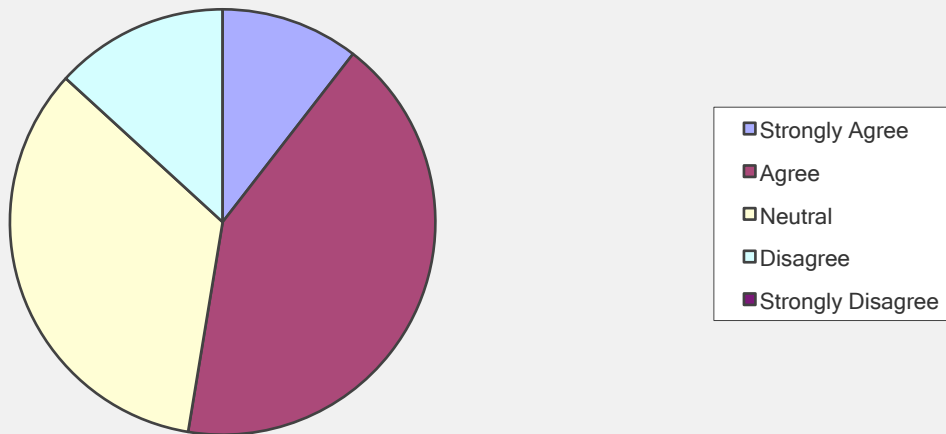


2016 CCCS Climate Survey

My institution has done a good job of preparing for emergency situations (e.g. natural disaster, active shooter, etc.).

Answer Options	Response Percent	Response Count
Strongly Agree	10.5%	4
Agree	42.1%	16
Neutral	34.2%	13
Disagree	13.2%	5
Strongly Disagree	0.0%	0
<i>answered question</i>		38
<i>skipped question</i>		0

My institution has done a good job of preparing for emergency situations (e.g. natural disaster, active shooter, etc.).

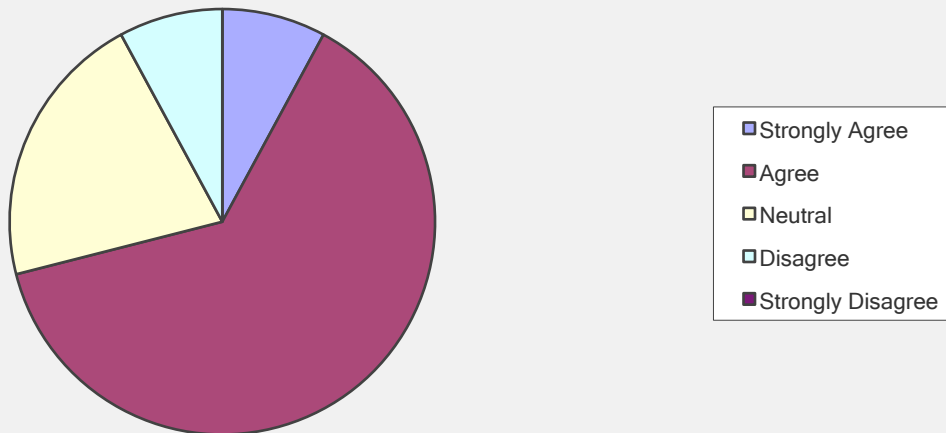


2016 CCCS Climate Survey

I feel like I know what to do if an emergency (e.g. natural disaster, active shooter, etc.) occurs at work.

Answer Options	Response Percent	Response Count
Strongly Agree	7.9%	3
Agree	63.2%	24
Neutral	21.1%	8
Disagree	7.9%	3
Strongly Disagree	0.0%	0
<i>answered question</i>		38
<i>skipped question</i>		0

I feel like I know what to do if an emergency (e.g. natural disaster, active shooter, etc.) occurs at work.

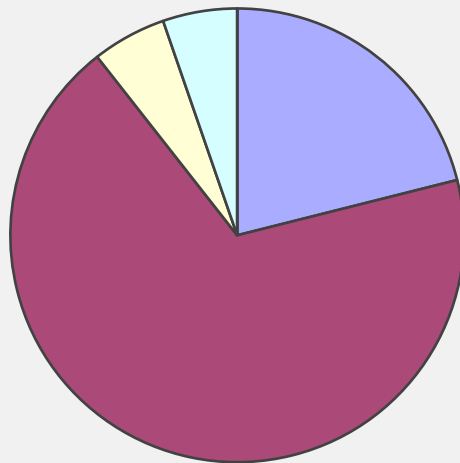


2016 CCCS Climate Survey

I know my institution's mission/vision.

Answer Options	Response Percent	Response Count
Strongly Agree	21.1%	8
Agree	68.4%	26
Neutral	5.3%	2
Disagree	5.3%	2
Strongly Disagree	0.0%	0
<i>answered question</i>		38
<i>skipped question</i>		0

I know my institution's mission/vision.

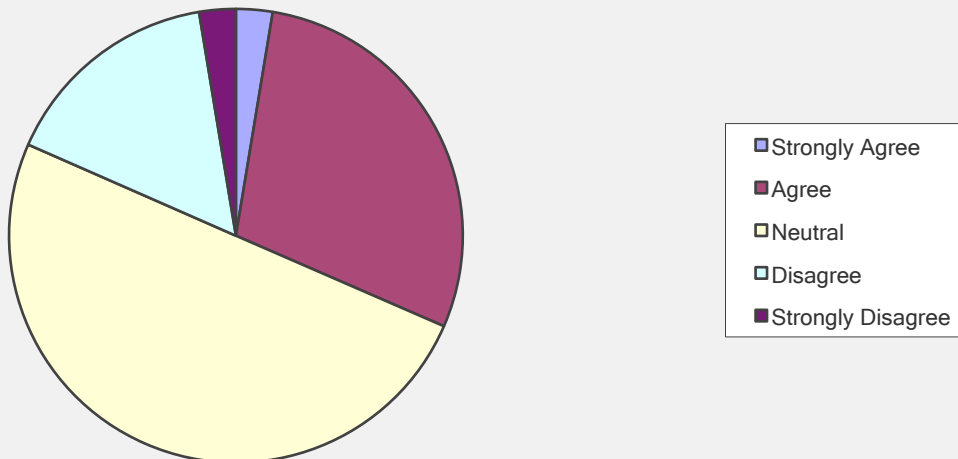


2016 CCCS Climate Survey

My institution makes data driven decisions.

Answer Options	Response Percent	Response Count
Strongly Agree	2.6%	1
Agree	28.9%	11
Neutral	50.0%	19
Disagree	15.8%	6
Strongly Disagree	2.6%	1
<i>answered question</i>		38
<i>skipped question</i>		0

My institution makes data driven decisions.

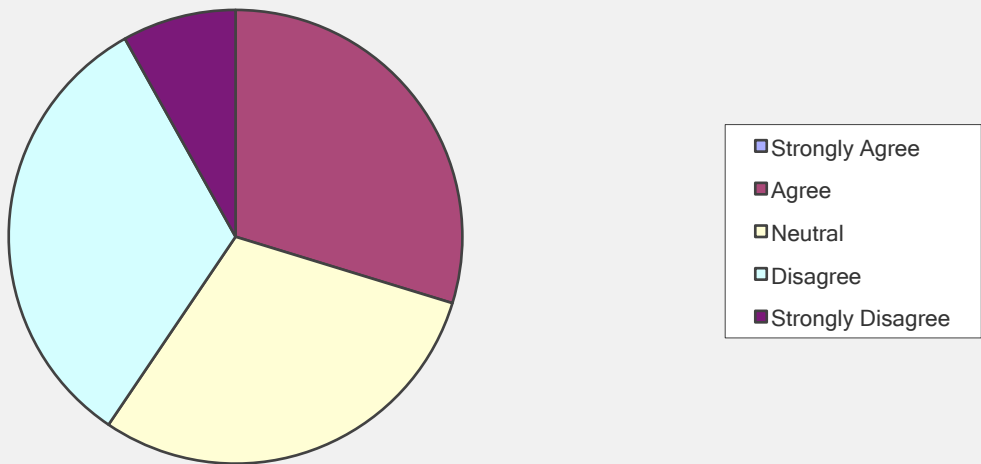


2016 CCCS Climate Survey

My institution is innovative.

Answer Options	Response Percent	Response Count
Strongly Agree	0.0%	0
Agree	29.7%	11
Neutral	29.7%	11
Disagree	32.4%	12
Strongly Disagree	8.1%	3
<i>answered question</i>		37
<i>skipped question</i>		1

My institution is innovative.

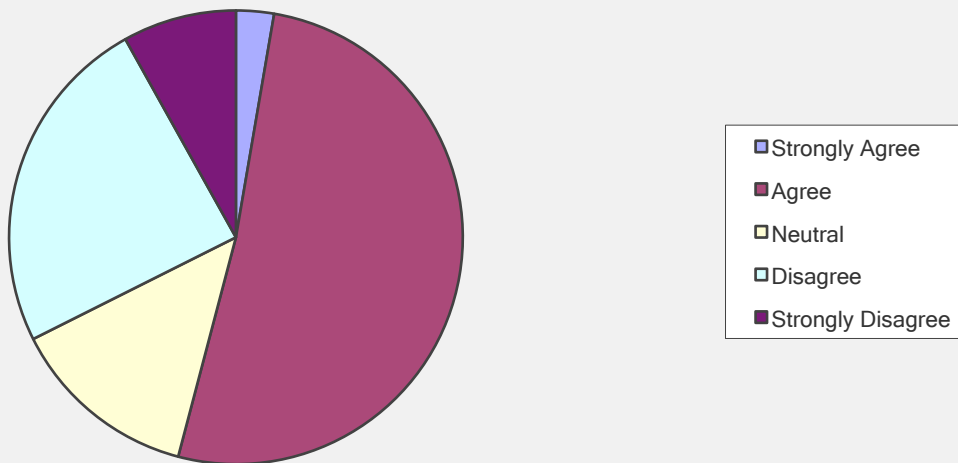


2016 CCCS Climate Survey

My institution has a good reputation in the community.

Answer Options	Response Percent	Response Count
Strongly Agree	2.7%	1
Agree	51.4%	19
Neutral	13.5%	5
Disagree	24.3%	9
Strongly Disagree	8.1%	3
<i>answered question</i>		37
<i>skipped question</i>		1

My institution has a good reputation in the community.

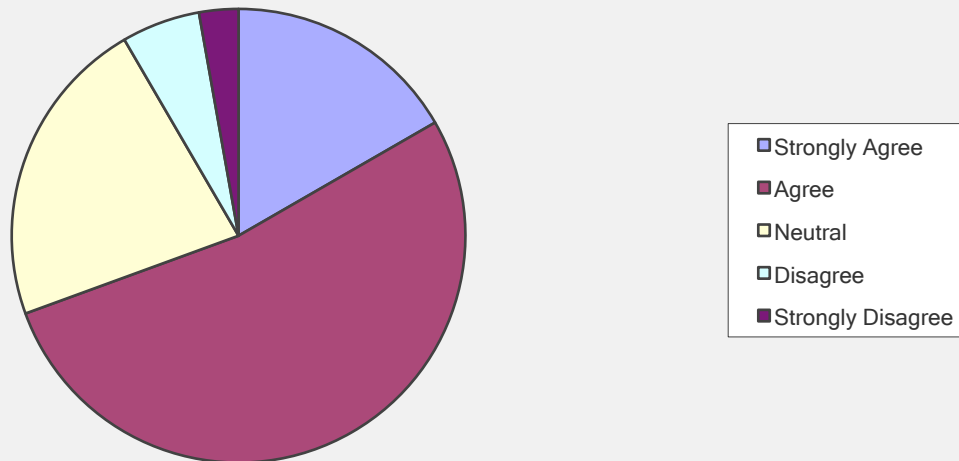


2016 CCCS Climate Survey

My institution values academic excellence.

Answer Options	Response Percent	Response Count
Strongly Agree	16.7%	6
Agree	52.8%	19
Neutral	22.2%	8
Disagree	5.6%	2
Strongly Disagree	2.8%	1
	<i>answered question</i>	36
	<i>skipped question</i>	2

My institution values academic excellence.

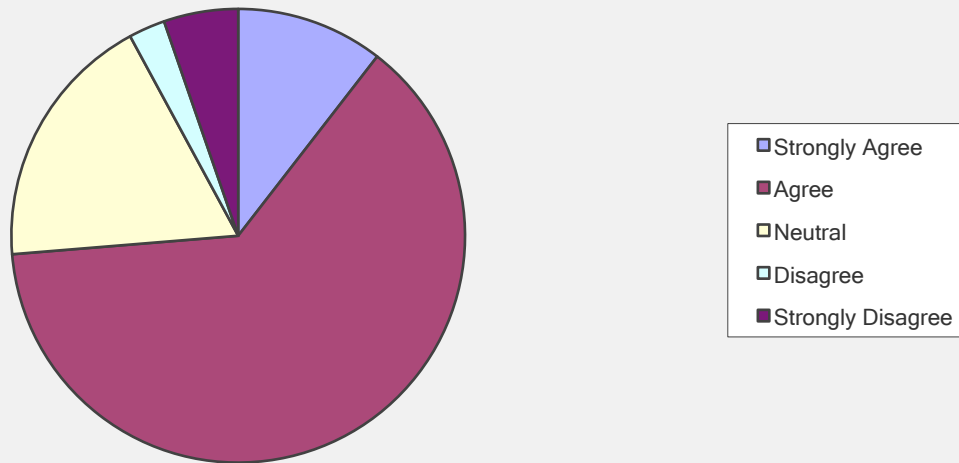


2016 CCCS Climate Survey

Students and student success are a top priority at my institution.

Answer Options	Response Percent	Response Count
Strongly Agree	10.5%	4
Agree	63.2%	24
Neutral	18.4%	7
Disagree	2.6%	1
Strongly Disagree	5.3%	2
<i>answered question</i>		38
<i>skipped question</i>		0

Students and student success are a top priority at my institution.

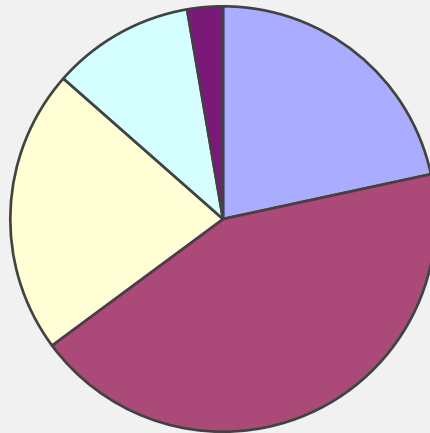


2016 CCCS Climate Survey

My institution does a good job of partnering with students to overcome educational barriers.

Answer Options	Response Percent	Response Count
Strongly Agree	21.6%	8
Agree	43.2%	16
Neutral	21.6%	8
Disagree	10.8%	4
Strongly Disagree	2.7%	1
<i>answered question</i>		37
<i>skipped question</i>		1

My institution does a good job of partnering with students to overcome educational barriers.



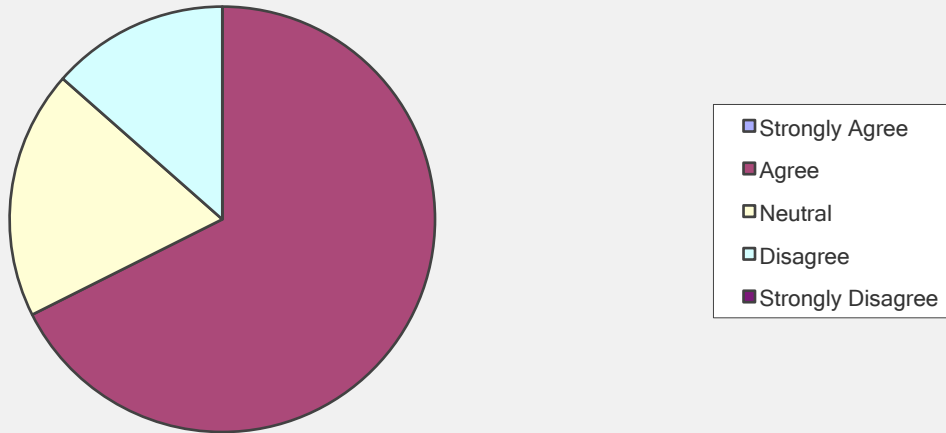
- Strongly Agree
- Agree
- Neutral
- Disagree
- Strongly Disagree

2016 CCCS Climate Survey

The leadership at my institution support and communicate the idea of diversity and inclusion appropriately.

Answer Options	Response Percent	Response Count
Strongly Agree	0.0%	0
Agree	67.6%	25
Neutral	18.9%	7
Disagree	13.5%	5
Strongly Disagree	0.0%	0
<i>answered question</i>		37
<i>skipped question</i>		1

The leadership at my institution support and communicate the idea of diversity and inclusion appropriately.

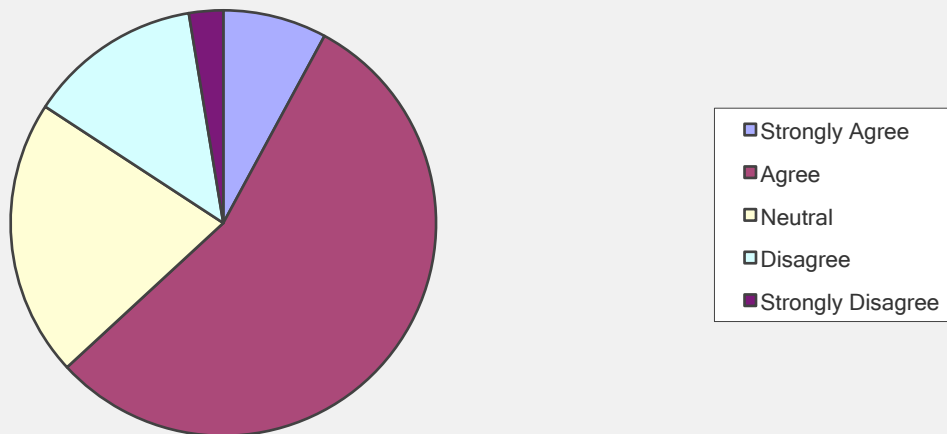


2016 CCCS Climate Survey

I believe that my institution has an inclusive environment that fosters appreciation for diversity.

Answer Options	Response Percent	Response Count
Strongly Agree	7.9%	3
Agree	55.3%	21
Neutral	21.1%	8
Disagree	13.2%	5
Strongly Disagree	2.6%	1
<i>answered question</i>		38
<i>skipped question</i>		0

I believe that my institution has an inclusive environment that fosters appreciation for diversity.

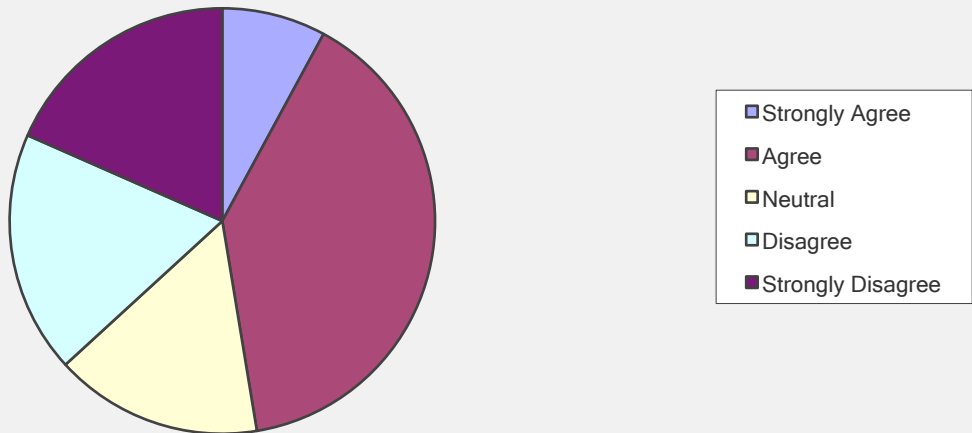


2016 CCCS Climate Survey

There is respectful treatment of employees at all levels at my institution.

Answer Options	Response Percent	Response Count
Strongly Agree	7.9%	3
Agree	39.5%	15
Neutral	15.8%	6
Disagree	18.4%	7
Strongly Disagree	18.4%	7
<i>answered question</i>		38
<i>skipped question</i>		0

There is respectful treatment of employees at all levels at my institution.

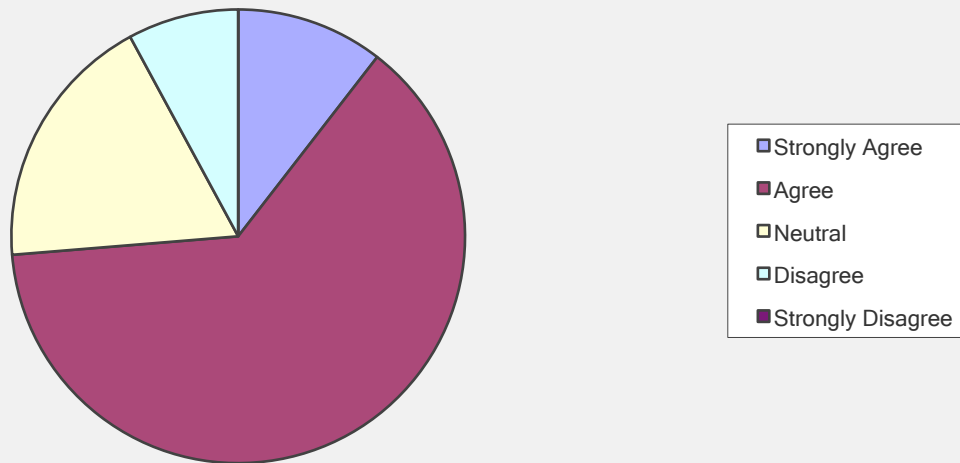


2016 CCCS Climate Survey

I work with a diverse group of co-workers.

Answer Options	Response Percent	Response Count
Strongly Agree	10.5%	4
Agree	63.2%	24
Neutral	18.4%	7
Disagree	7.9%	3
Strongly Disagree	0.0%	0
<i>answered question</i>		38
<i>skipped question</i>		0

I work with a diverse group of co-workers.

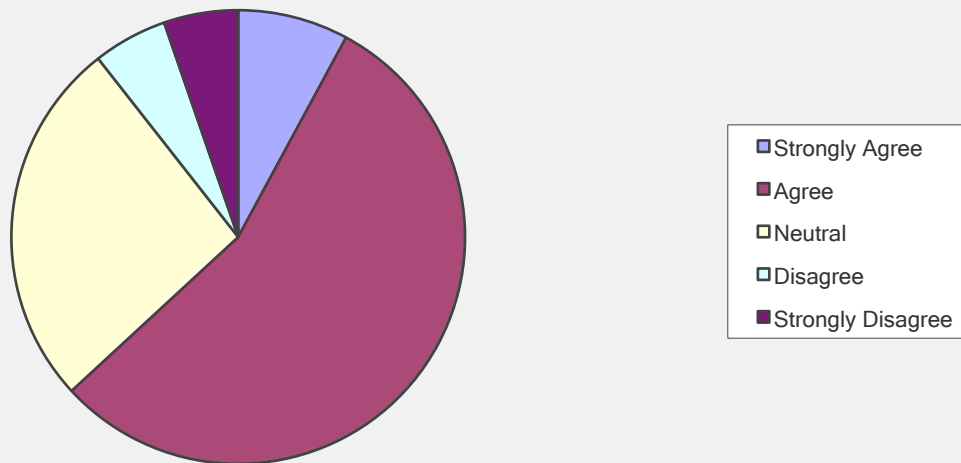


2016 CCCS Climate Survey

Co-workers respect one another at my institution.

Answer Options	Response Percent	Response Count
Strongly Agree	7.9%	3
Agree	55.3%	21
Neutral	26.3%	10
Disagree	5.3%	2
Strongly Disagree	5.3%	2
<i>answered question</i>		38
<i>skipped question</i>		0

Co-workers respect one another at my institution.

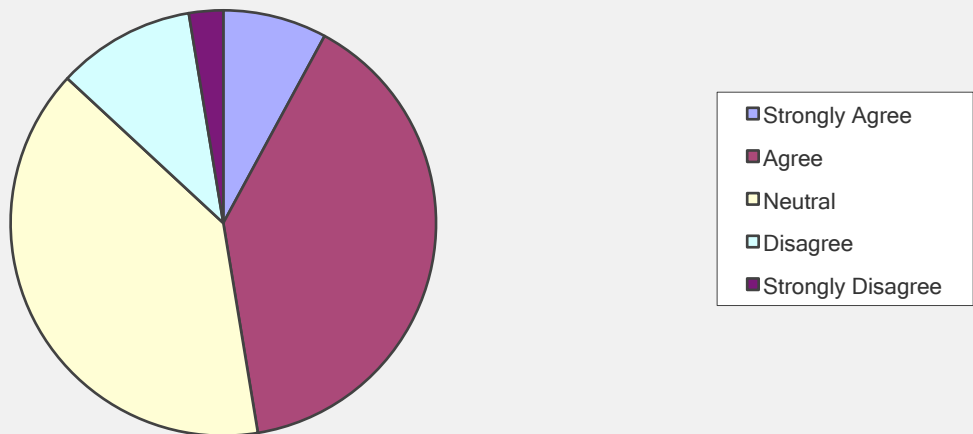


2016 CCCS Climate Survey

Teamwork between/across departments is encouraged at my institution.

Answer Options	Response Percent	Response Count
Strongly Agree	7.9%	3
Agree	39.5%	15
Neutral	39.5%	15
Disagree	10.5%	4
Strongly Disagree	2.6%	1
<i>answered question</i>		38
<i>skipped question</i>		0

Teamwork between/across departments is encouraged at my institution.

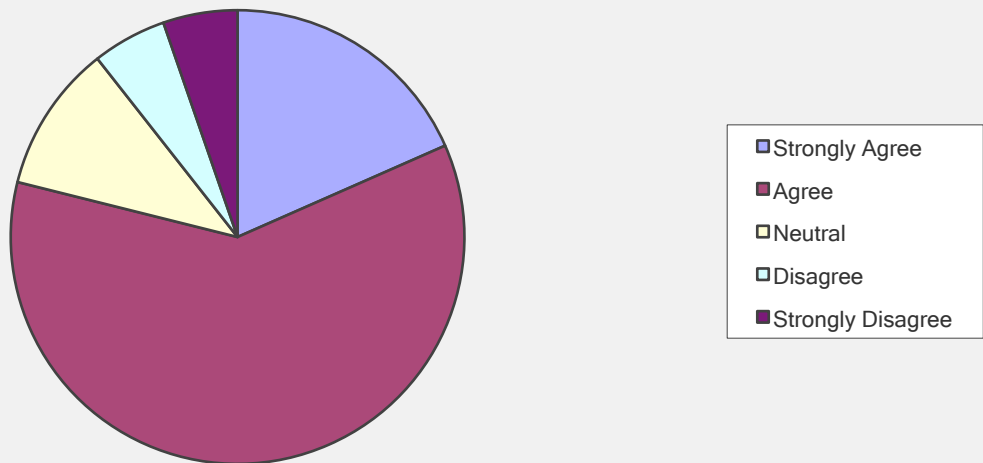


2016 CCCS Climate Survey

Teamwork within my department is encouraged.

Answer Options	Response Percent	Response Count
Strongly Agree	18.4%	7
Agree	60.5%	23
Neutral	10.5%	4
Disagree	5.3%	2
Strongly Disagree	5.3%	2
<i>answered question</i>		38
<i>skipped question</i>		0

Teamwork within my department is encouraged.

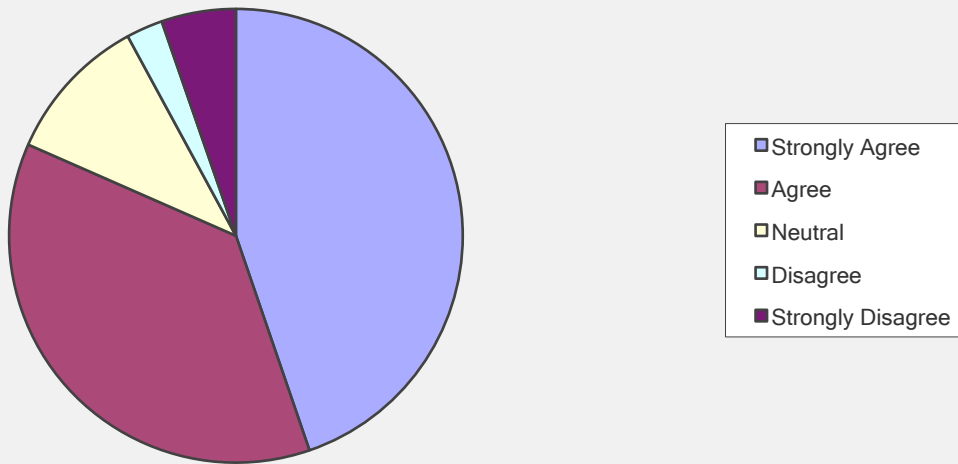


2016 CCCS Climate Survey

My supervisor is respectful.

Answer Options	Response Percent	Response Count
Strongly Agree	44.7%	17
Agree	36.8%	14
Neutral	10.5%	4
Disagree	2.6%	1
Strongly Disagree	5.3%	2
<i>answered question</i>		38
<i>skipped question</i>		0

My supervisor is respectful.

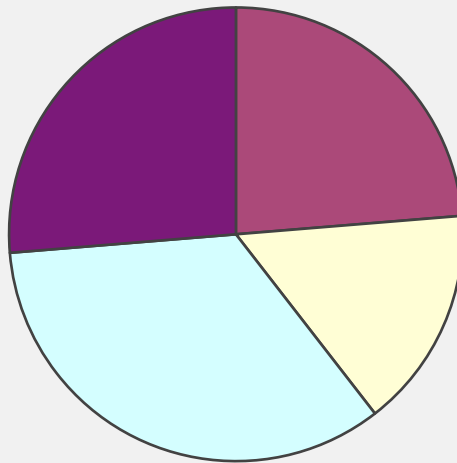


2016 CCCS Climate Survey

In my work group, we have enough people to get the work done.

Answer Options	Response Percent	Response Count
Strongly Agree	0.0%	0
Agree	23.7%	9
Neutral	15.8%	6
Disagree	34.2%	13
Strongly Disagree	26.3%	10
<i>answered question</i>		38
<i>skipped question</i>		0

In my work group, we have enough people to get the work done.



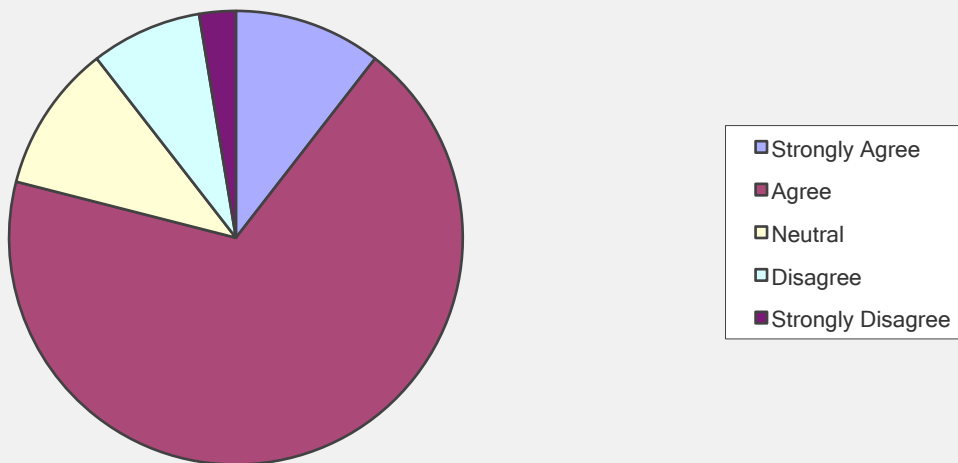
- Strongly Agree
- Agree
- Neutral
- Disagree
- Strongly Disagree

2016 CCCS Climate Survey

I am motivated by my work goals.

Answer Options	Response Percent	Response Count
Strongly Agree	10.5%	4
Agree	68.4%	26
Neutral	10.5%	4
Disagree	7.9%	3
Strongly Disagree	2.6%	1
<i>answered question</i>		38
<i>skipped question</i>		0

I am motivated by my work goals.

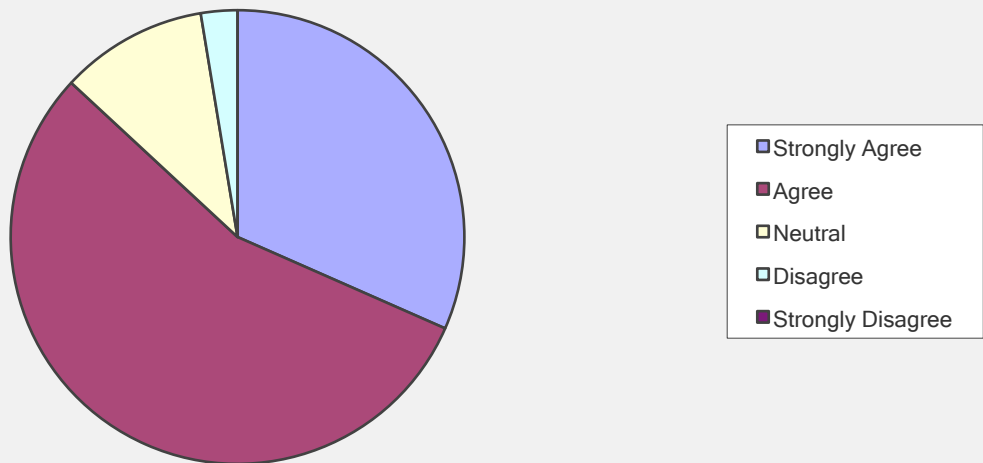


2016 CCCS Climate Survey

I have passion and excitement about my work.

Answer Options	Response Percent	Response Count
Strongly Agree	31.6%	12
Agree	55.3%	21
Neutral	10.5%	4
Disagree	2.6%	1
Strongly Disagree	0.0%	0
<i>answered question</i>		38
<i>skipped question</i>		0

I have passion and excitement about my work.

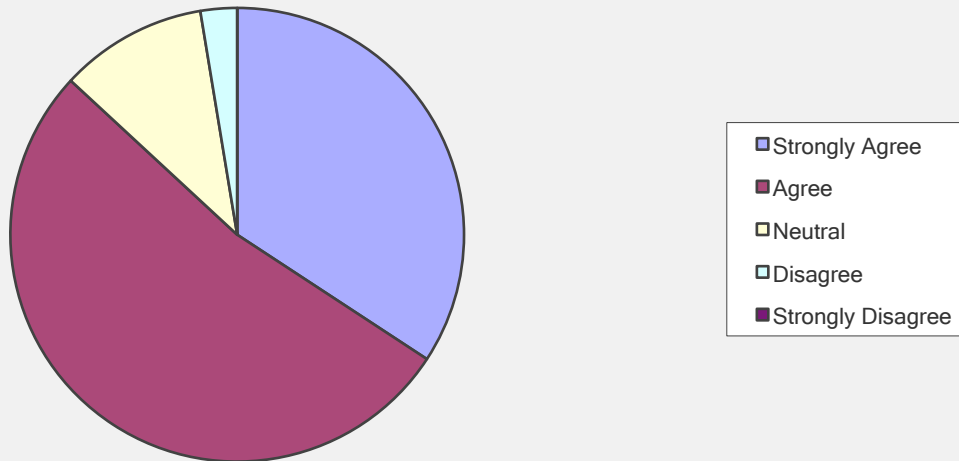


2016 CCCS Climate Survey

My work is sufficiently challenging for me.

Answer Options	Response Percent	Response Count
Strongly Agree	34.2%	13
Agree	52.6%	20
Neutral	10.5%	4
Disagree	2.6%	1
Strongly Disagree	0.0%	0
<i>answered question</i>		38
<i>skipped question</i>		0

My work is sufficiently challenging for me.

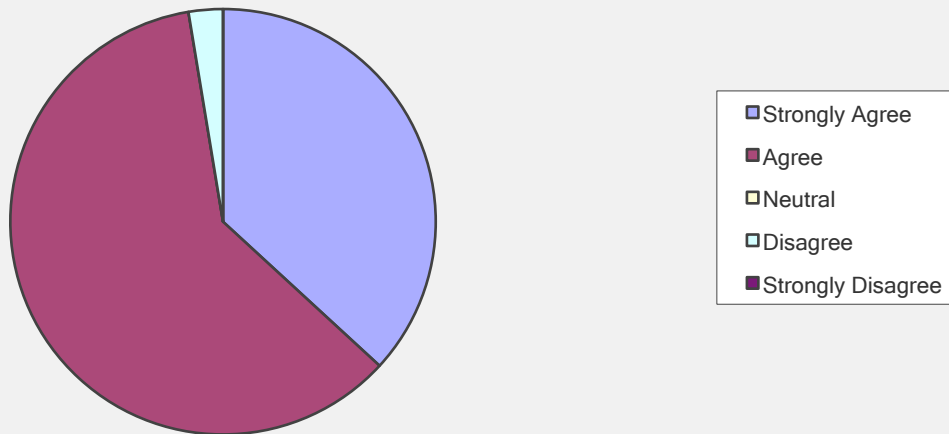


2016 CCCS Climate Survey

Doing my job well gives me a sense of personal satisfaction and accomplishment.

Answer Options	Response Percent	Response Count
Strongly Agree	36.8%	14
Agree	60.5%	23
Neutral	0.0%	0
Disagree	2.6%	1
Strongly Disagree	0.0%	0
<i>answered question</i>		38
<i>skipped question</i>		0

Doing my job well gives me a sense of personal satisfaction and accomplishment.

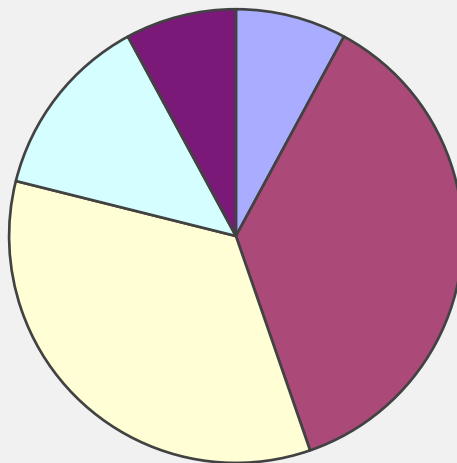


2016 CCCS Climate Survey

I am appropriately recognized for my job performance.

Answer Options	Response Percent	Response Count
Strongly Agree	7.9%	3
Agree	36.8%	14
Neutral	34.2%	13
Disagree	13.2%	5
Strongly Disagree	7.9%	3
<i>answered question</i>		38
<i>skipped question</i>		0

I am appropriately recognized for my job performance.



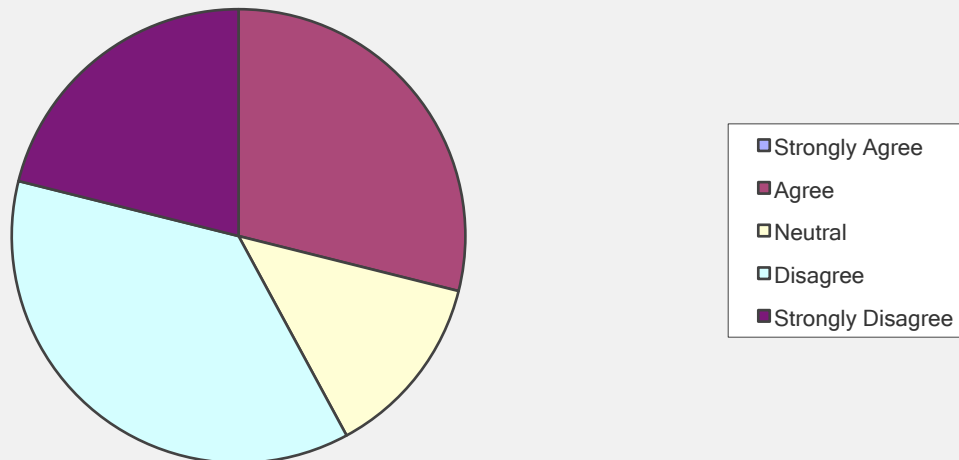
- Strongly Agree
- Agree
- Neutral
- Disagree
- Strongly Disagree

2016 CCCS Climate Survey

I seldom feel burnt out by my job.

Answer Options	Response Percent	Response Count
Strongly Agree	0.0%	0
Agree	28.9%	11
Neutral	13.2%	5
Disagree	36.8%	14
Strongly Disagree	21.1%	8
<i>answered question</i>		38
<i>skipped question</i>		0

I seldom feel burnt out by my job.

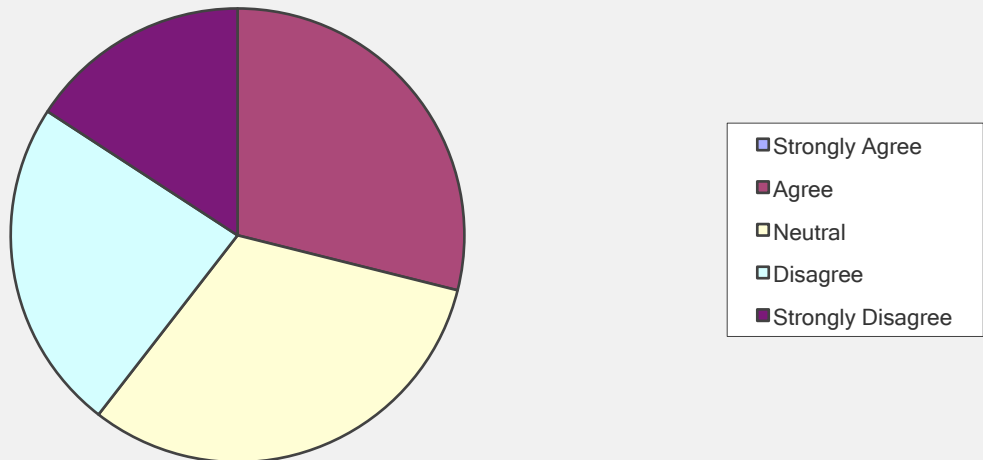


2016 CCCS Climate Survey

My workload is reasonable.

Answer Options	Response Percent	Response Count
Strongly Agree	0.0%	0
Agree	28.9%	11
Neutral	31.6%	12
Disagree	23.7%	9
Strongly Disagree	15.8%	6
<i>answered question</i>		38
<i>skipped question</i>		0

My workload is reasonable.

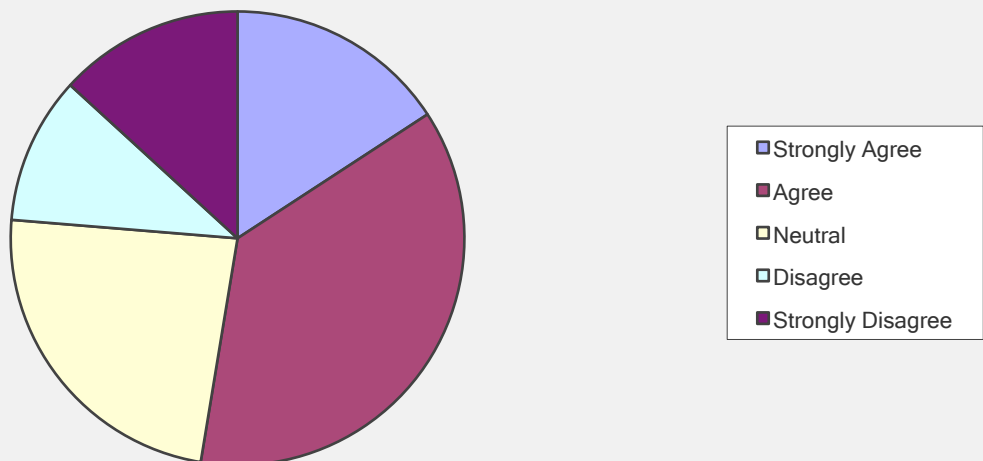


2016 CCCS Climate Survey

I feel valued at work.

Answer Options	Response Percent	Response Count
Strongly Agree	15.8%	6
Agree	36.8%	14
Neutral	23.7%	9
Disagree	10.5%	4
Strongly Disagree	13.2%	5
<i>answered question</i>		38
<i>skipped question</i>		0

I feel valued at work.

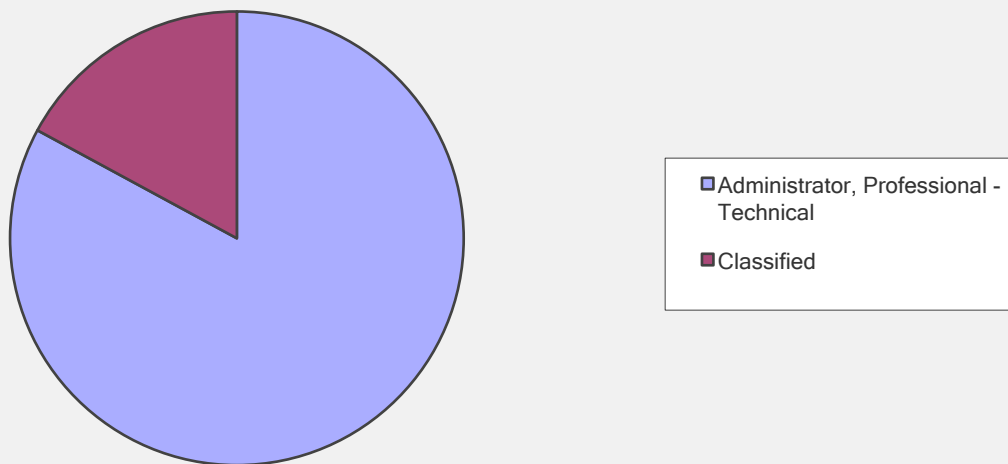


2016 CCCS Climate Survey

What is your occupational group?

Answer Options	Response Percent	Response Count
Administrator, Professional - Technical	82.9%	29
Classified	17.1%	6
	<i>answered question</i>	35
	<i>skipped question</i>	3

What is your occupational group?

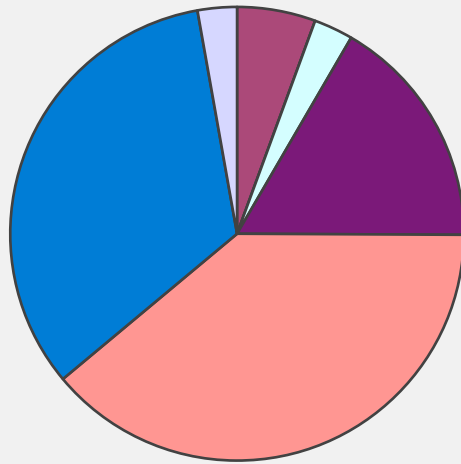


2016 CCCS Climate Survey

What is the highest level of education you have attained?

Answer Options	Response Percent	Response Count
Some High School	0.0%	0
High School Diploma or G.E.D.	5.6%	2
Apprenticeship or Training in a Skilled Trade	0.0%	0
Some College	2.8%	1
Associates Degree	16.7%	6
Bachelor's Degree	38.9%	14
Master's Degree	33.3%	12
Doctorate	2.8%	1
answered question		36
skipped question		2

What is the highest level of education you have attained?



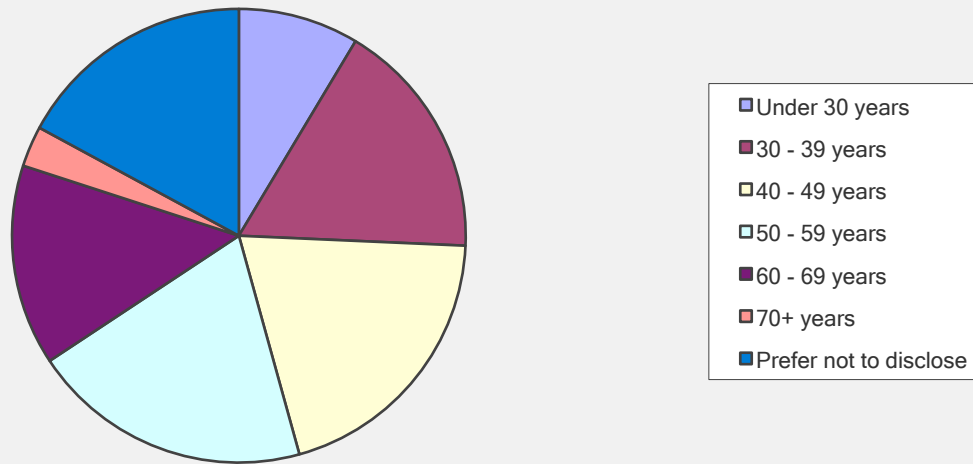
- Some High School
- High School Diploma or G.E.D.
- Apprenticeship or Training in a Skilled Trade
- Some College
- Associates Degree
- Bachelor's Degree
- Master's Degree
- Doctorate

2016 CCCS Climate Survey

What is your age group?

Answer Options	Response Percent	Response Count
Under 30 years	8.6%	3
30 - 39 years	17.1%	6
40 - 49 years	20.0%	7
50 - 59 years	20.0%	7
60 - 69 years	14.3%	5
70+ years	2.9%	1
Prefer not to disclose	17.1%	6
answered question		35
skipped question		3

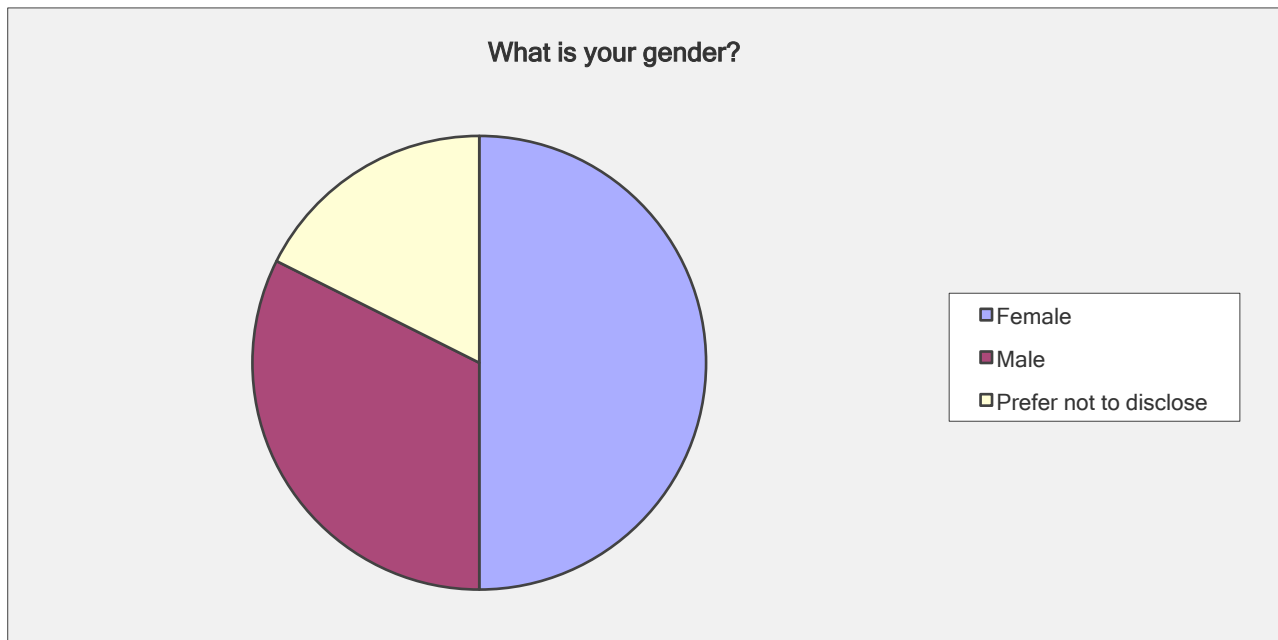
What is your age group?



2016 CCCS Climate Survey

What is your gender?

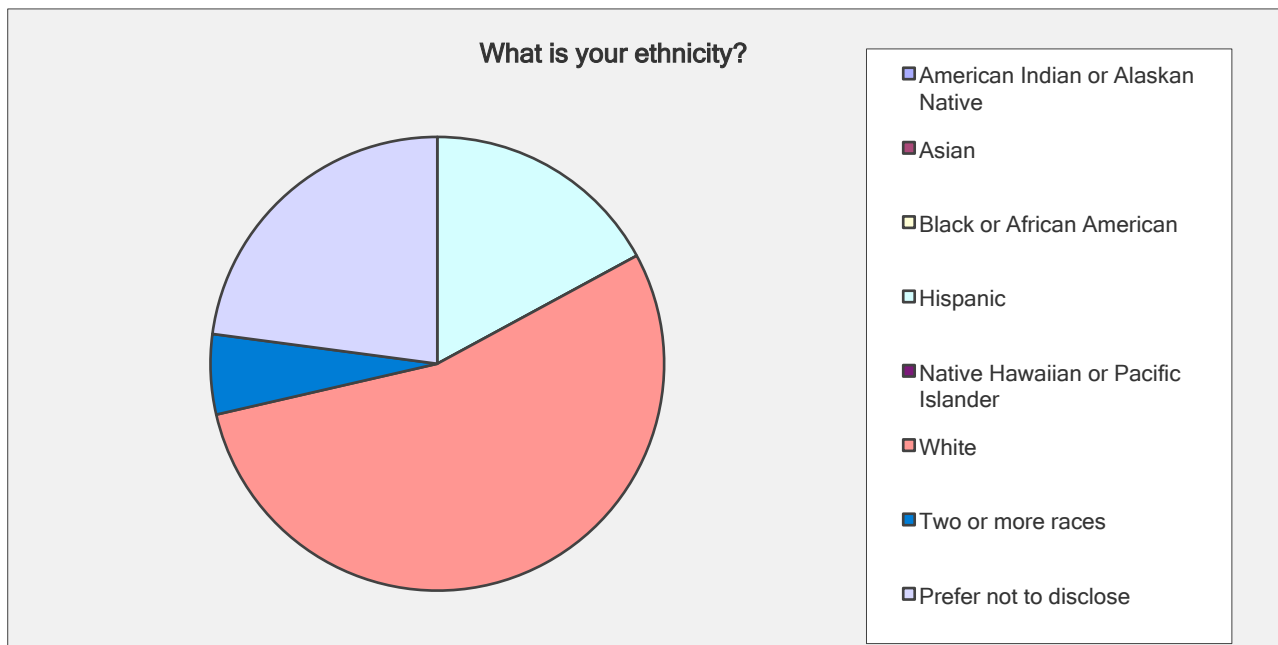
Answer Options	Response Percent	Response Count
Female	50.0%	17
Male	32.4%	11
Prefer not to disclose	17.6%	6
<i>answered question</i>		34
<i>skipped question</i>		4



2016 CCCS Climate Survey

What is your ethnicity?

Answer Options	Response Percent	Response Count
American Indian or Alaskan Native	0.0%	0
Asian	0.0%	0
Black or African American	0.0%	0
Hispanic	17.1%	6
Native Hawaiian or Pacific Islander	0.0%	0
White	54.3%	19
Two or more races	5.7%	2
Prefer not to disclose	22.9%	8
answered question		35
skipped question		3

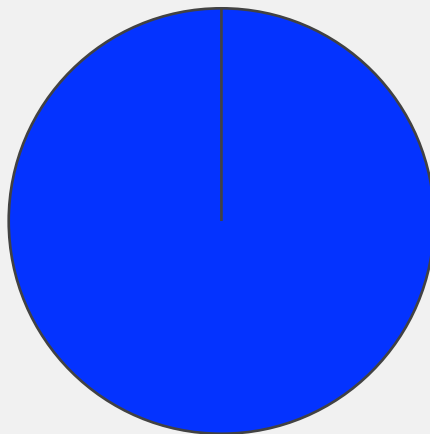


2016 CCCS Climate Survey

At which institution do you work? (If more than one, please select your primary place of employment)

Answer Options	Response Percent	Response Count
Arapahoe Community College	0.0%	0
Colorado Community College System	0.0%	0
Colorado Northwestern Community College	0.0%	0
Community College of Aurora	0.0%	0
Community College of Denver	0.0%	0
Front Range Community College - Westminster	0.0%	0
Front Range Community College - Boulder/Longmont	0.0%	0
Front Range Community College - Larimer	0.0%	0
Lamar Community College	0.0%	0
Morgan Community College	0.0%	0
Northeastern Junior College	0.0%	0
Otero Junior College	0.0%	0
Pikes Peak Community College	0.0%	0
Pueblo Community College	0.0%	0
Red Rocks Community College	0.0%	0
Trinidad State Junior College	100.0%	38
<i>answered question</i>		38
<i>skipped question</i>		0

At which institution do you work? (If more than one, please select your primary place of employment)



- Arapahoe Community College
- Colorado Community College System
- Colorado Northwestern Community College
- Community College of Aurora
- Community College of Denver
- Front Range Community College - Westminster
- Front Range Community College - Boulder/Longmont