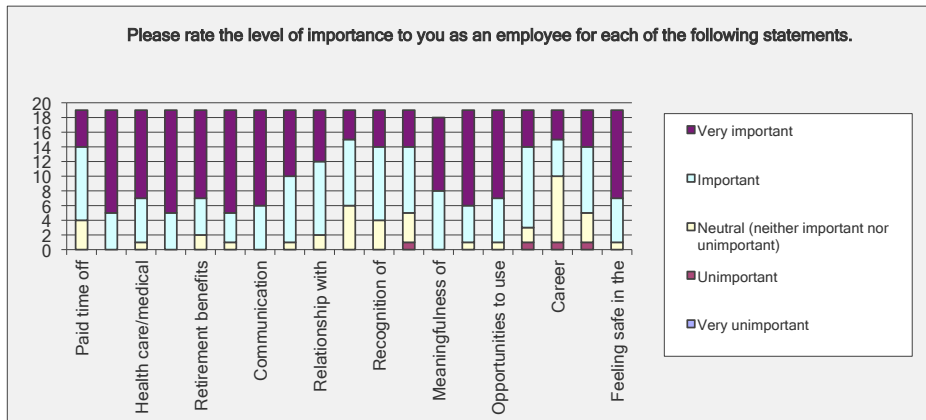


2016 CCCS Climate Survey for Faculty

Please rate the level of importance to you as an employee for each of the following statements.

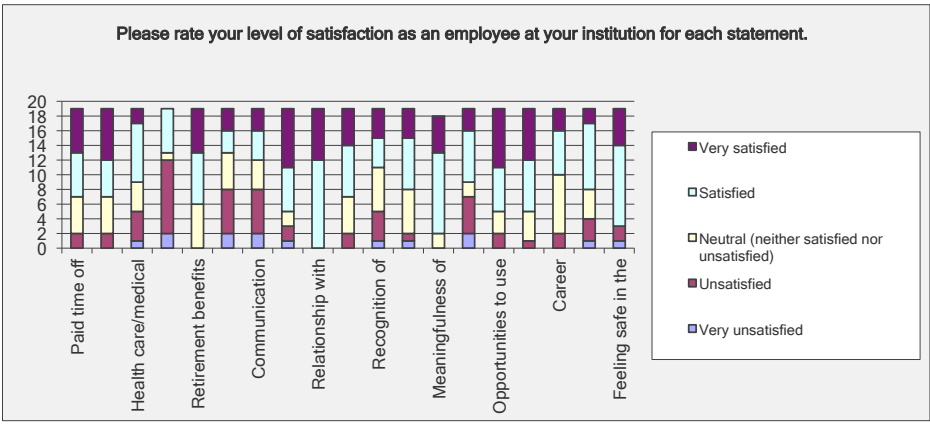
Answer Options	Very important	Important	Neutral (neither important nor unimportant)	Unimportant	Very unimportant	Response Count
Paid time off	5	10	4	0	0	19
Flexibility to balance life and work issues	14	5	0	0	0	19
Health care/medical benefits	12	6	1	0	0	19
Overall pay/compensation	14	5	0	0	0	19
Retirement benefits	12	5	2	0	0	19
Trust between employees and senior management	14	4	1	0	0	19
Communication between employees and senior management	13	6	0	0	0	19
Relationship with immediate supervisor	9	9	1	0	0	19
Relationship with co-workers	7	10	2	0	0	19
workforce	4	9	6	0	0	19
Recognition of my job performance	5	10	4	0	0	19
Organization's mission/vision	5	9	4	1	0	19
Meaningfulness of my job	10	8	0	0	0	18
Job security (assurance of continued employment)	13	5	1	0	0	19
Opportunities to use your skills/abilities in your work	12	6	1	0	0	19
Contribution of work to organization's goals and objectives	5	11	2	1	0	19
promotion in the organization)	4	5	9	1	0	19
Organization's commitment to professional development	5	9	4	1	0	19
Feeling safe in the work environment	12	6	1	0	0	19
					<i>answered question</i>	19
					<i>skipped question</i>	0



2016 CCCS Climate Survey for Faculty

Please rate your level of satisfaction as an employee at your institution for each statement.

Answer Options	Very satisfied	Satisfied	Neutral (neither satisfied nor unsatisfied)	Unsatisfied	Very unsatisfied	Response Count
Paid time off	6	6	5	2	0	19
Flexibility to balance life and work issues	7	5	5	2	0	19
Health care/medical benefits	2	8	4	4	1	19
Overall pay/compensation	0	6	1	10	2	19
Retirement benefits	6	7	6	0	0	19
Trust between employees and senior management	3	3	5	6	2	19
Communication between employees and senior management	3	4	4	6	2	19
Relationship with immediate supervisor	8	6	2	2	1	19
Relationship with co-workers	7	12	0	0	0	19
workforce	5	7	5	2	0	19
Recognition of my job performance	4	4	6	4	1	19
Organization's mission/vision	4	7	6	1	1	19
Meaningfulness of my job	5	11	2	0	0	18
Job security (assurance of continued employment)	3	7	2	5	2	19
Opportunities to use your skills/abilities in your work	8	6	3	2	0	19
Contribution of work to organization's goals and objectives	7	7	4	1	0	19
promotion in the organization)	3	6	8	2	0	19
Organization's commitment to professional development	2	9	4	3	1	19
Feeling safe in the work environment	5	11	0	2	1	19
					<i>answered question</i>	19
					<i>skipped question</i>	0

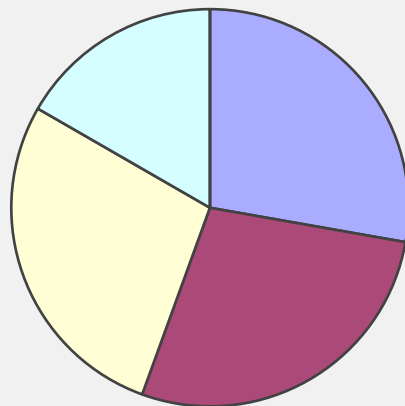


2016 CCCS Climate Survey for Faculty

I believe the health benefits (medical, dental, vision) at my institution compare well with those offered by other employers in the area.

Answer Options	Response Percent	Response Count
Strongly Agree	27.8%	5
Agree	27.8%	5
Neutral	27.8%	5
Disagree	16.7%	3
Strongly Disagree	0.0%	0
<i>answered question</i>		18
<i>skipped question</i>		1

I believe the health benefits (medical, dental, vision) at my institution compare well with those offered by other employers in the area.



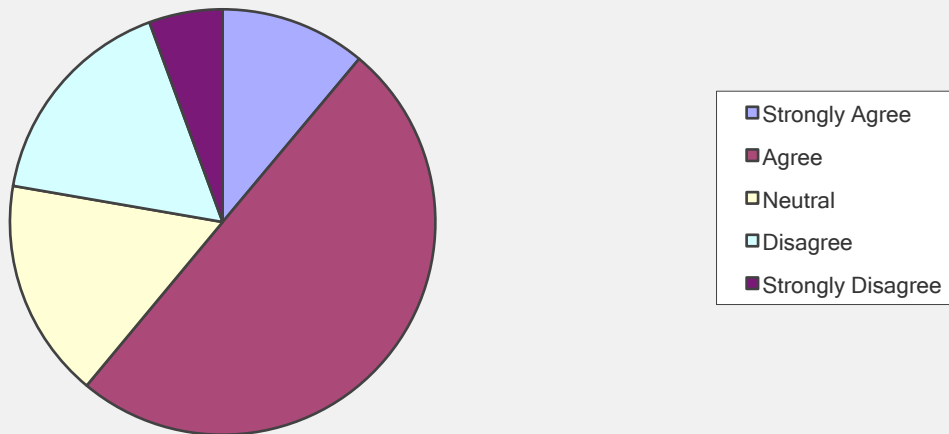
- Strongly Agree
- Agree
- Neutral
- Disagree
- Strongly Disagree

2016 CCCS Climate Survey for Faculty

I am satisfied with the health benefit choices offered at my institution.

Answer Options	Response Percent	Response Count
Strongly Agree	11.1%	2
Agree	50.0%	9
Neutral	16.7%	3
Disagree	16.7%	3
Strongly Disagree	5.6%	1
<i>answered question</i>		18
<i>skipped question</i>		1

I am satisfied with the health benefit choices offered at my institution.

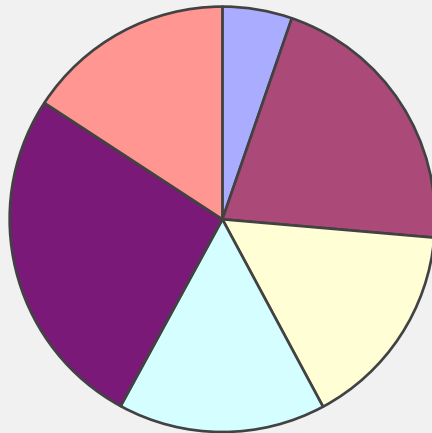


2016 CCCS Climate Survey for Faculty

The amount I pay for medical benefits is reasonable for the value.

Answer Options	Response Percent	Response Count
Strongly Agree	5.3%	1
Agree	21.1%	4
Neutral	15.8%	3
Disagree	15.8%	3
Strongly Disagree	26.3%	5
I am not enrolled in a CCCS medical plan	15.8%	3
<i>answered question</i>		19
<i>skipped question</i>		0

The amount I pay for medical benefits is reasonable for the value.



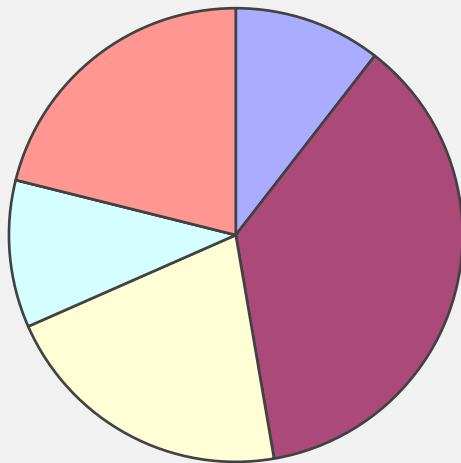
- Strongly Agree
- Agree
- Neutral
- Disagree
- Strongly Disagree
- I am not enrolled in a CCCS medical plan

2016 CCCS Climate Survey for Faculty

The amount I pay for dental benefits is reasonable for the value.

Answer Options	Response Percent	Response Count
Strongly Agree	10.5%	2
Agree	36.8%	7
Neutral	21.1%	4
Disagree	10.5%	2
Strongly Disagree	0.0%	0
I am not enrolled in a CCCS dental plan	21.1%	4
answered question		19
skipped question		0

The amount I pay for dental benefits is reasonable for the value.



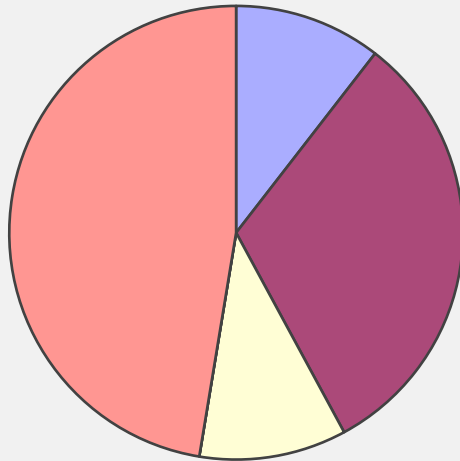
- Strongly Agree
- Agree
- Neutral
- Disagree
- Strongly Disagree
- I am not enrolled in a CCCS dental plan

2016 CCCS Climate Survey for Faculty

The amount I pay for vision benefits is reasonable for the value.

Answer Options	Response Percent	Response Count
Strongly Agree	10.5%	2
Agree	31.6%	6
Neutral	10.5%	2
Disagree	0.0%	0
Strongly Disagree	0.0%	0
I am not enrolled in a CCCS vision plan	47.4%	9
answered question		19
skipped question		0

The amount I pay for vision benefits is reasonable for the value.



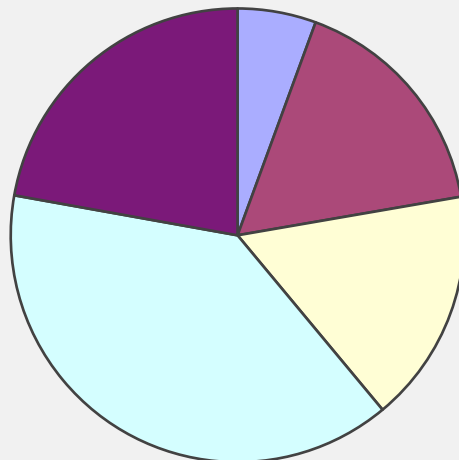
- Strongly Agree
- Agree
- Neutral
- Disagree
- Strongly Disagree
- I am not enrolled in a CCCS vision plan

2016 CCCS Climate Survey for Faculty

I believe that employee pay practices at my institution are fair.

Answer Options	Response Percent	Response Count
Strongly Agree	5.6%	1
Agree	16.7%	3
Neutral	16.7%	3
Disagree	38.9%	7
Strongly Disagree	22.2%	4
	answered question	18
	skipped question	1

I believe that employee pay practices at my institution are fair.



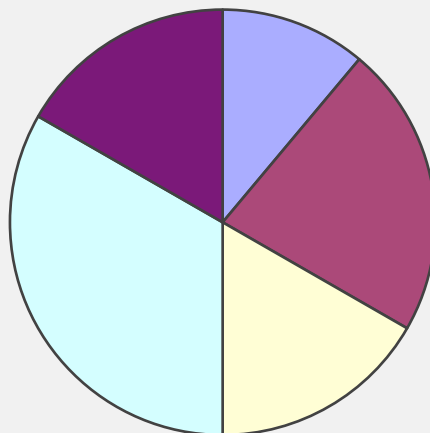
- Strongly Agree
- Agree
- Neutral
- Disagree
- Strongly Disagree

2016 CCCS Climate Survey for Faculty

I am appropriately paid compared with other Faculty at my institution, with similar levels of education and experience.

Answer Options	Response Percent	Response Count
Strongly Agree	11.1%	2
Agree	22.2%	4
Neutral	16.7%	3
Disagree	33.3%	6
Strongly Disagree	16.7%	3
<i>answered question</i>		18
<i>skipped question</i>		1

I am appropriately paid compared with other Faculty at my institution, with similar levels of education and experience.



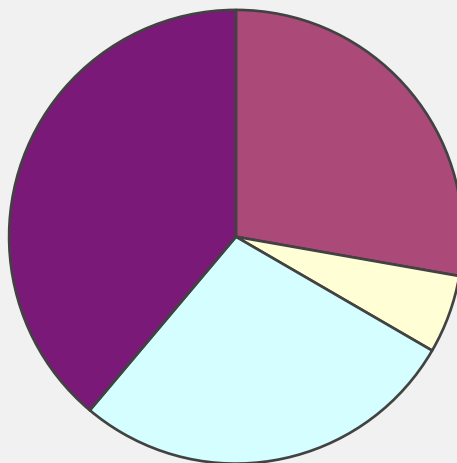
- Strongly Agree
- Agree
- Neutral
- Disagree
- Strongly Disagree

2016 CCCS Climate Survey for Faculty

I am paid competitively with the local market.

Answer Options	Response Percent	Response Count
Strongly Agree	0.0%	0
Agree	27.8%	5
Neutral	5.6%	1
Disagree	27.8%	5
Strongly Disagree	38.9%	7
<i>answered question</i>		18
<i>skipped question</i>		1

I am paid competitively with the local market.

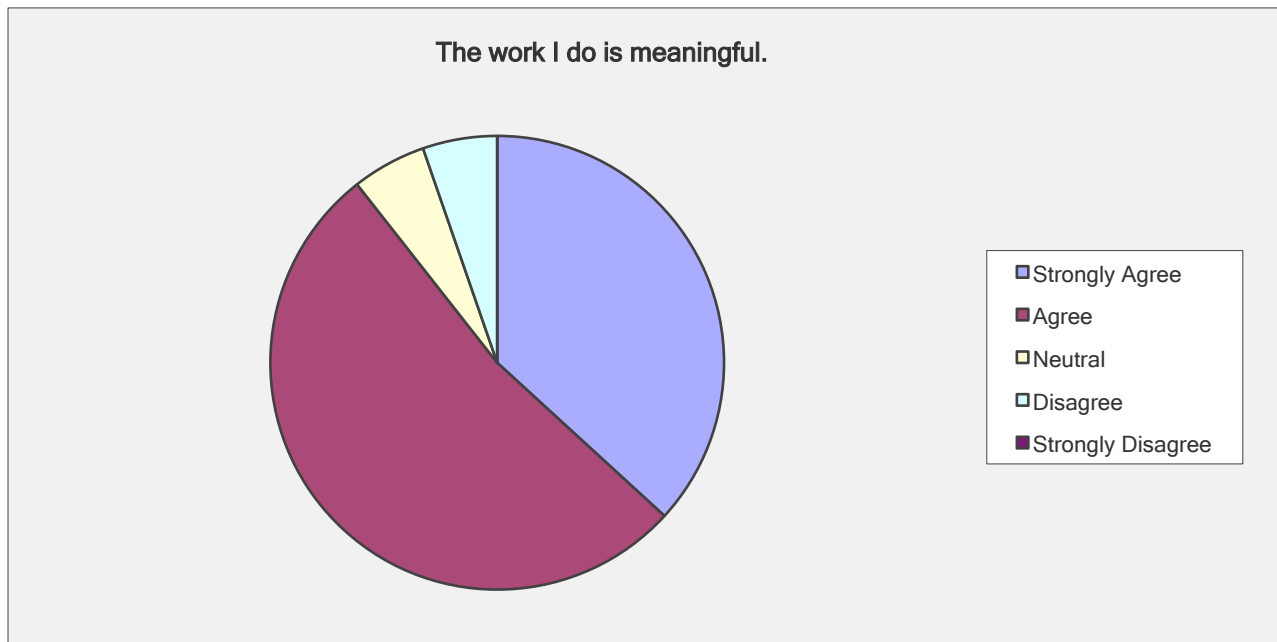


- Strongly Agree
- Agree
- Neutral
- Disagree
- Strongly Disagree

2016 CCCS Climate Survey for Faculty

The work I do is meaningful.

Answer Options	Response Percent	Response Count
Strongly Agree	36.8%	7
Agree	52.6%	10
Neutral	5.3%	1
Disagree	5.3%	1
Strongly Disagree	0.0%	0
<i>answered question</i>		19
<i>skipped question</i>		0

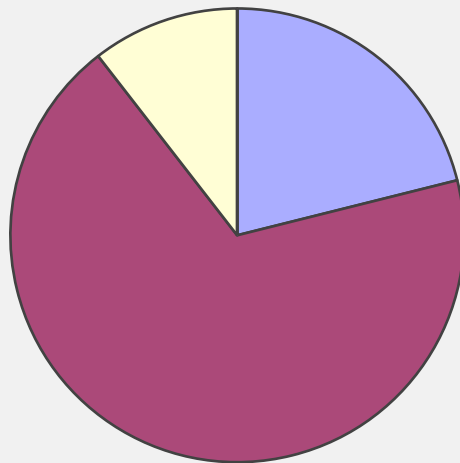


2016 CCCS Climate Survey for Faculty

I understand how my job fits into my institution's mission/vision.

Answer Options	Response Percent	Response Count
Strongly Agree	21.1%	4
Agree	68.4%	13
Neutral	10.5%	2
Disagree	0.0%	0
Strongly Disagree	0.0%	0
<i>answered question</i>		19
<i>skipped question</i>		0

I understand how my job fits into my institution's mission/vision.



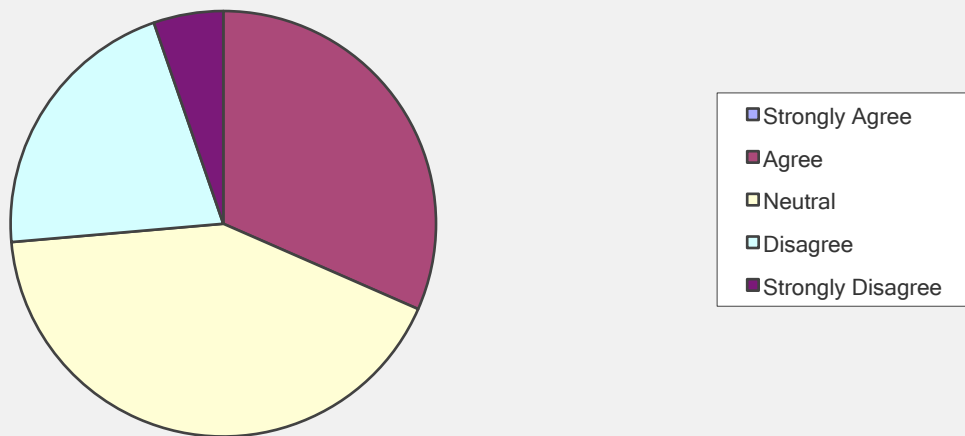
- Strongly Agree
- Agree
- Neutral
- Disagree
- Strongly Disagree

2016 CCCS Climate Survey for Faculty

I see career advancement opportunities for myself at my institution.

Answer Options	Response Percent	Response Count
Strongly Agree	0.0%	0
Agree	31.6%	6
Neutral	42.1%	8
Disagree	21.1%	4
Strongly Disagree	5.3%	1
<i>answered question</i>		19
<i>skipped question</i>		0

I see career advancement opportunities for myself at my institution.

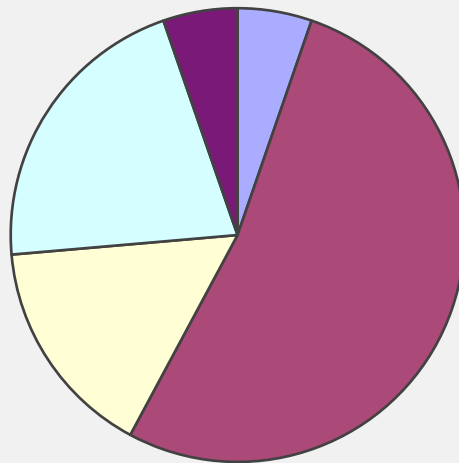


2016 CCCS Climate Survey for Faculty

I get the job specific training I need to do my job well.

Answer Options	Response Percent	Response Count
Strongly Agree	5.3%	1
Agree	52.6%	10
Neutral	15.8%	3
Disagree	21.1%	4
Strongly Disagree	5.3%	1
<i>answered question</i>		19
<i>skipped question</i>		0

I get the job specific training I need to do my job well.



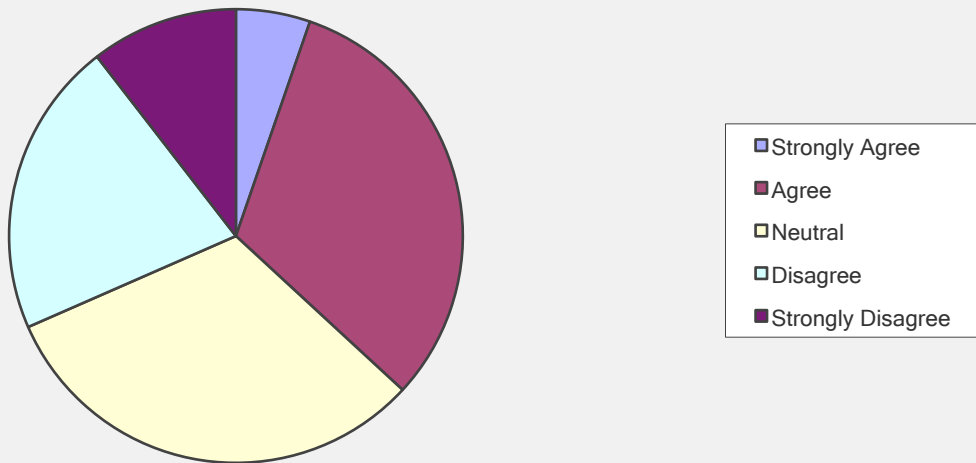
- Strongly Agree
- Agree
- Neutral
- Disagree
- Strongly Disagree

2016 CCCS Climate Survey for Faculty

I am provided with the resources to do my job well.

Answer Options	Response Percent	Response Count
Strongly Agree	5.3%	1
Agree	31.6%	6
Neutral	31.6%	6
Disagree	21.1%	4
Strongly Disagree	10.5%	2
<i>answered question</i>		19
<i>skipped question</i>		0

I am provided with the resources to do my job well.

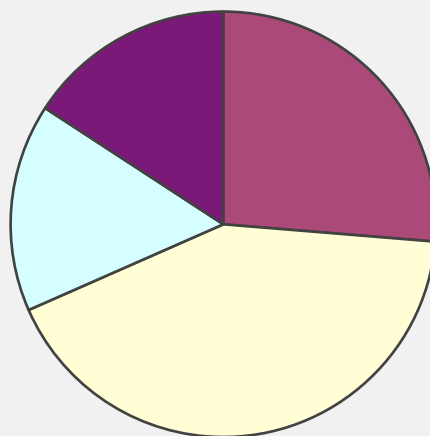


2016 CCCS Climate Survey for Faculty

My institution does a good job of developing employees for job opportunities and advancement in the institution.

Answer Options	Response Percent	Response Count
Strongly Agree	0.0%	0
Agree	26.3%	5
Neutral	42.1%	8
Disagree	15.8%	3
Strongly Disagree	15.8%	3
<i>answered question</i>		19
<i>skipped question</i>		0

My institution does a good job of developing employees for job opportunities and advancement in the institution.



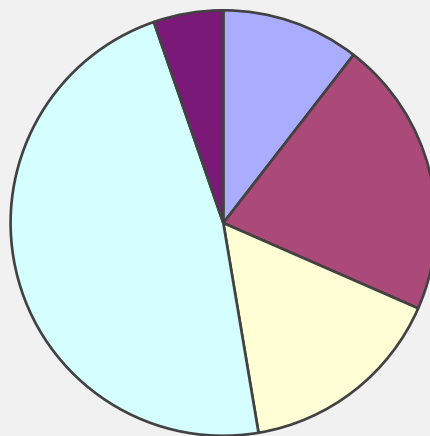
- Strongly Agree
- Agree
- Neutral
- Disagree
- Strongly Disagree

2016 CCCS Climate Survey for Faculty

There is open and honest communication between administrators and Faculty at my institution.

Answer Options	Response Percent	Response Count
Strongly Agree	10.5%	2
Agree	21.1%	4
Neutral	15.8%	3
Disagree	47.4%	9
Strongly Disagree	5.3%	1
<i>answered question</i>		19
<i>skipped question</i>		0

There is open and honest communication between administrators and Faculty at my institution.



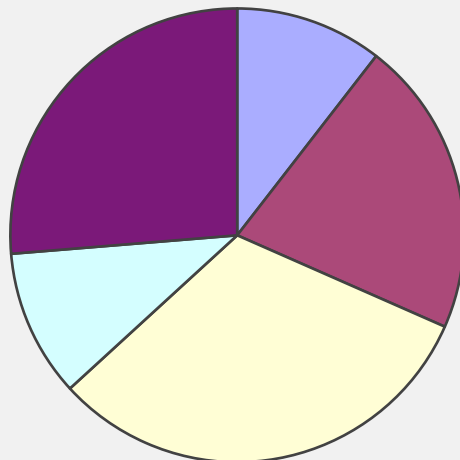
- Strongly Agree
- Agree
- Neutral
- Disagree
- Strongly Disagree

2016 CCCS Climate Survey for Faculty

I have trust and confidence in the leadership of my institution.

Answer Options	Response Percent	Response Count
Strongly Agree	10.5%	2
Agree	21.1%	4
Neutral	31.6%	6
Disagree	10.5%	2
Strongly Disagree	26.3%	5
<i>answered question</i>		19
<i>skipped question</i>		0

I have trust and confidence in the leadership of my institution.



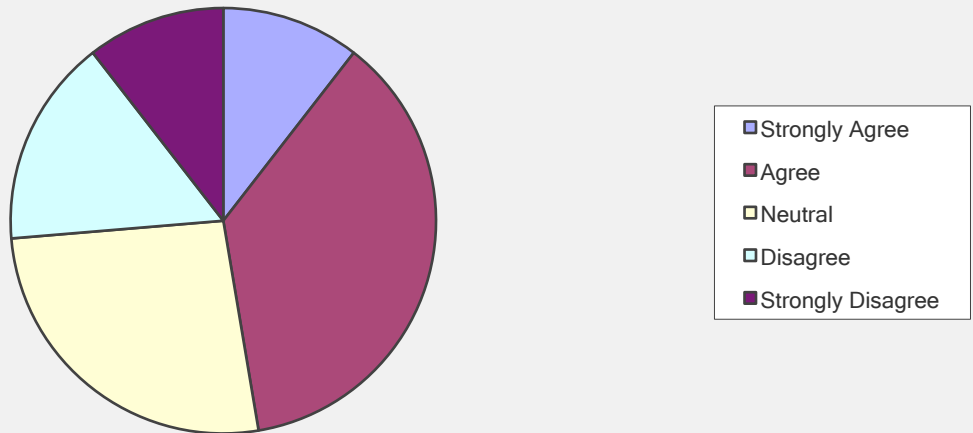
- Strongly Agree
- Agree
- Neutral
- Disagree
- Strongly Disagree

2016 CCCS Climate Survey for Faculty

At my institution, administrators do a good job of communicating institutional goals and strategies.

Answer Options	Response Percent	Response Count
Strongly Agree	10.5%	2
Agree	36.8%	7
Neutral	26.3%	5
Disagree	15.8%	3
Strongly Disagree	10.5%	2
<i>answered question</i>		19
<i>skipped question</i>		0

At my institution, administrators do a good job of communicating institutional goals and strategies.

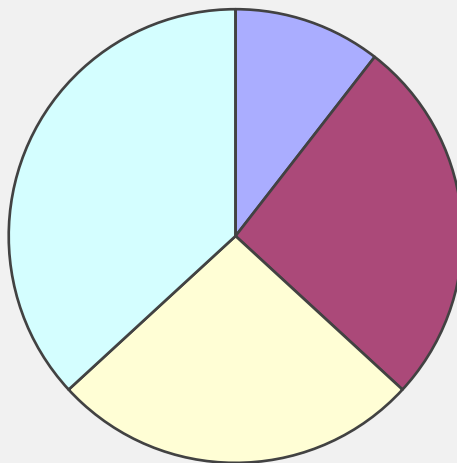


2016 CCCS Climate Survey for Faculty

I feel that my institution cares about its employees.

Answer Options	Response Percent	Response Count
Strongly Agree	10.5%	2
Agree	26.3%	5
Neutral	26.3%	5
Disagree	36.8%	7
Strongly Disagree	0.0%	0
<i>answered question</i>		19
<i>skipped question</i>		0

I feel that my institution cares about its employees.



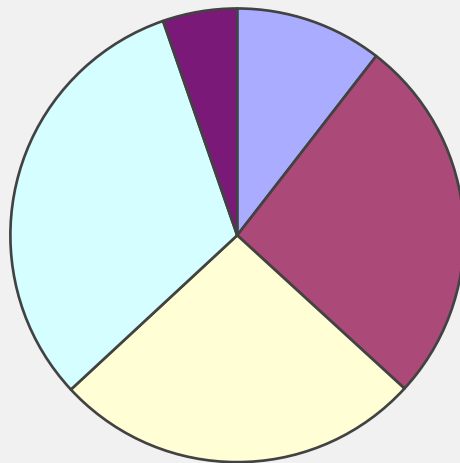
- Strongly Agree
- Agree
- Neutral
- Disagree
- Strongly Disagree

2016 CCCS Climate Survey for Faculty

I feel like I am informed about what is going on at my institution.

Answer Options	Response Percent	Response Count
Strongly Agree	10.5%	2
Agree	26.3%	5
Neutral	26.3%	5
Disagree	31.6%	6
Strongly Disagree	5.3%	1
<i>answered question</i>		19
<i>skipped question</i>		0

I feel like I am informed about what is going on at my institution.



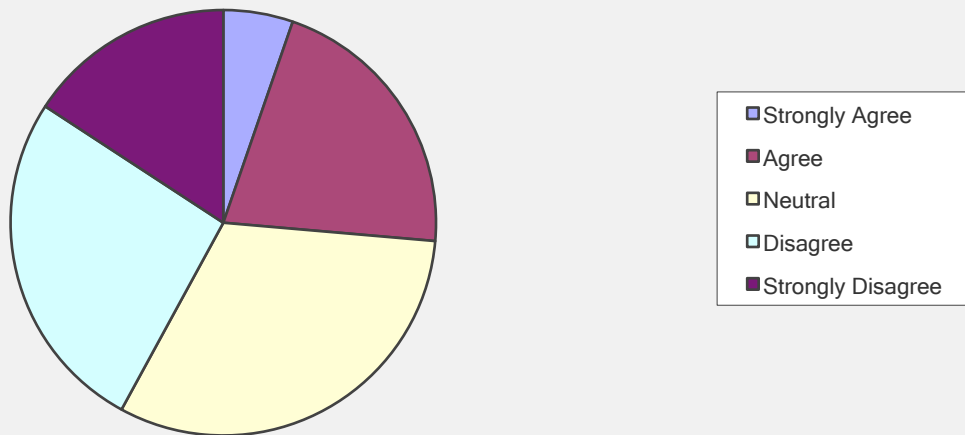
- Strongly Agree
- Agree
- Neutral
- Disagree
- Strongly Disagree

2016 CCCS Climate Survey for Faculty

There is clear communication between departments at my institution.

Answer Options	Response Percent	Response Count
Strongly Agree	5.3%	1
Agree	21.1%	4
Neutral	31.6%	6
Disagree	26.3%	5
Strongly Disagree	15.8%	3
<i>answered question</i>		19
<i>skipped question</i>		0

There is clear communication between departments at my institution.

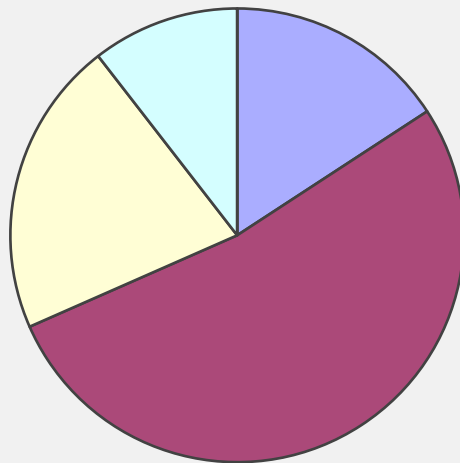


2016 CCCS Climate Survey for Faculty

My institution cares about the safety of its employees.

Answer Options	Response Percent	Response Count
Strongly Agree	15.8%	3
Agree	52.6%	10
Neutral	21.1%	4
Disagree	10.5%	2
Strongly Disagree	0.0%	0
<i>answered question</i>		19
<i>skipped question</i>		0

My institution cares about the safety of its employees.



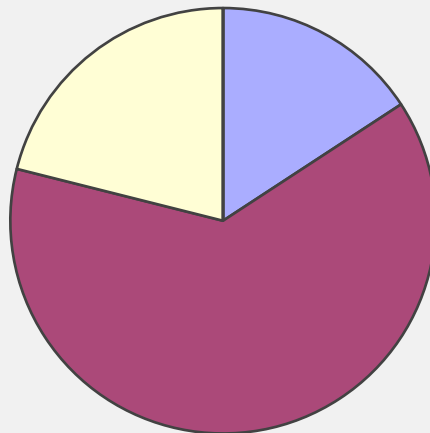
- Strongly Agree
- Agree
- Neutral
- Disagree
- Strongly Disagree

2016 CCCS Climate Survey for Faculty

My institution has done a good job of preparing for emergency situations (e.g. natural disaster, active shooter, etc.).

Answer Options	Response Percent	Response Count
Strongly Agree	15.8%	3
Agree	63.2%	12
Neutral	21.1%	4
Disagree	0.0%	0
Strongly Disagree	0.0%	0
<i>answered question</i>		19
<i>skipped question</i>		0

My institution has done a good job of preparing for emergency situations (e.g. natural disaster, active shooter, etc.).



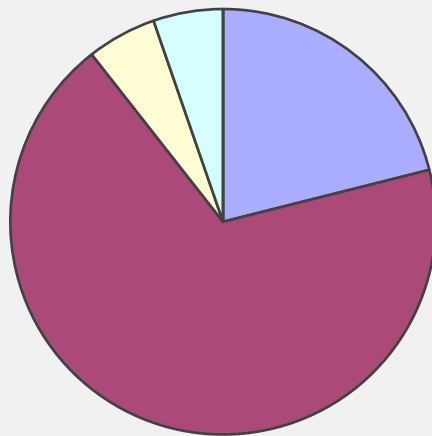
- Strongly Agree
- Agree
- Neutral
- Disagree
- Strongly Disagree

2016 CCCS Climate Survey for Faculty

I feel like I know what to do if an emergency (e.g. natural disaster, active shooter, etc.) occurs at work.

Answer Options	Response Percent	Response Count
Strongly Agree	21.1%	4
Agree	68.4%	13
Neutral	5.3%	1
Disagree	5.3%	1
Strongly Disagree	0.0%	0
<i>answered question</i>		19
<i>skipped question</i>		0

I feel like I know what to do if an emergency (e.g. natural disaster, active shooter, etc.) occurs at work.



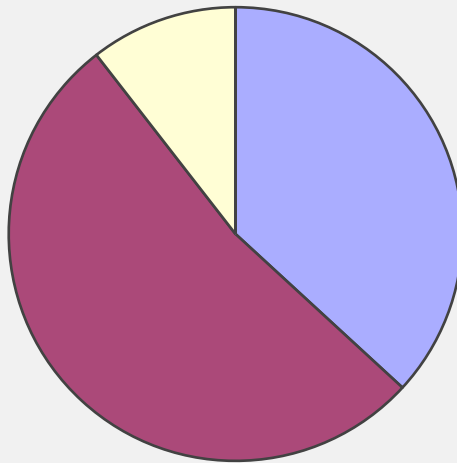
- Strongly Agree
- Agree
- Neutral
- Disagree
- Strongly Disagree

2016 CCCS Climate Survey for Faculty

I know my institution's mission/vision.

Answer Options	Response Percent	Response Count
Strongly Agree	36.8%	7
Agree	52.6%	10
Neutral	10.5%	2
Disagree	0.0%	0
Strongly Disagree	0.0%	0
<i>answered question</i>		19
<i>skipped question</i>		0

I know my institution's mission/vision.



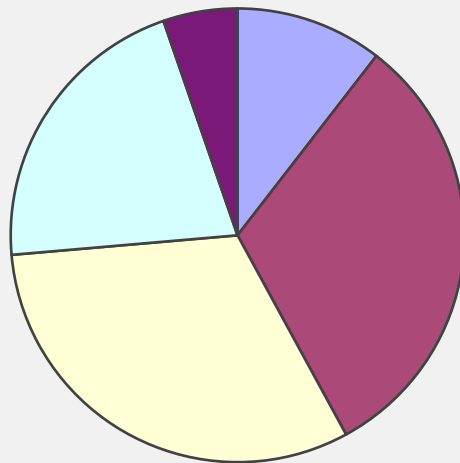
- Strongly Agree
- Agree
- Neutral
- Disagree
- Strongly Disagree

2016 CCCS Climate Survey for Faculty

My institution makes data driven decisions.

Answer Options	Response Percent	Response Count
Strongly Agree	10.5%	2
Agree	31.6%	6
Neutral	31.6%	6
Disagree	21.1%	4
Strongly Disagree	5.3%	1
<i>answered question</i>		19
<i>skipped question</i>		0

My institution makes data driven decisions.



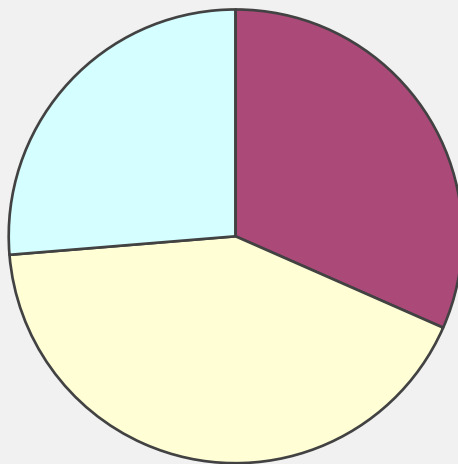
- Strongly Agree
- Agree
- Neutral
- Disagree
- Strongly Disagree

2016 CCCS Climate Survey for Faculty

My institution is innovative.

Answer Options	Response Percent	Response Count
Strongly Agree	0.0%	0
Agree	31.6%	6
Neutral	42.1%	8
Disagree	26.3%	5
Strongly Disagree	0.0%	0
<i>answered question</i>		19
<i>skipped question</i>		0

My institution is innovative.



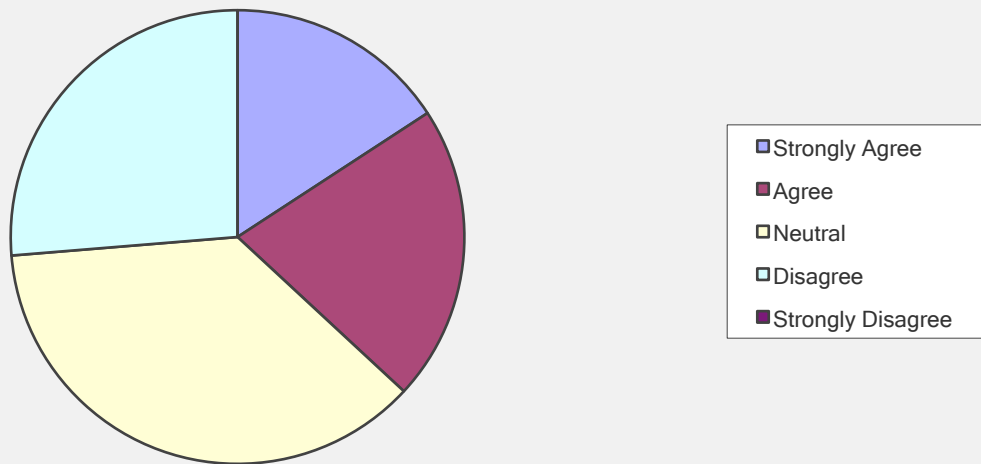
- Strongly Agree
- Agree
- Neutral
- Disagree
- Strongly Disagree

2016 CCCS Climate Survey for Faculty

My institution has a good reputation in the community.

Answer Options	Response Percent	Response Count
Strongly Agree	15.8%	3
Agree	21.1%	4
Neutral	36.8%	7
Disagree	26.3%	5
Strongly Disagree	0.0%	0
<i>answered question</i>		19
<i>skipped question</i>		0

My institution has a good reputation in the community.

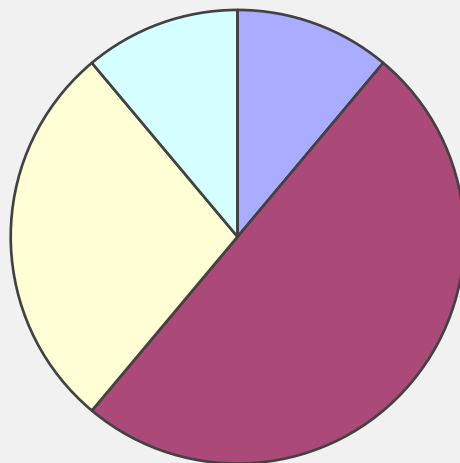


2016 CCCS Climate Survey for Faculty

My institution values academic excellence.

Answer Options	Response Percent	Response Count
Strongly Agree	11.1%	2
Agree	50.0%	9
Neutral	27.8%	5
Disagree	11.1%	2
Strongly Disagree	0.0%	0
<i>answered question</i>		18
<i>skipped question</i>		1

My institution values academic excellence.



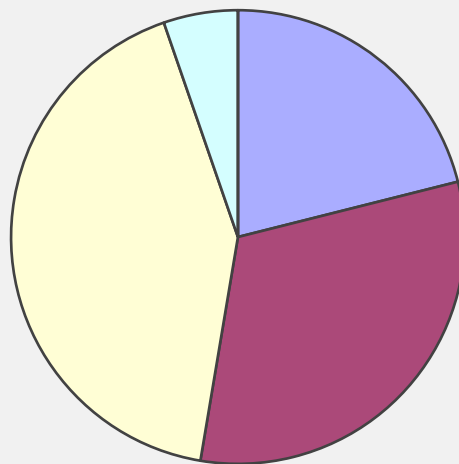
- Strongly Agree
- Agree
- Neutral
- Disagree
- Strongly Disagree

2016 CCCS Climate Survey for Faculty

Students and student success are a top priority at my institution.

Answer Options	Response Percent	Response Count
Strongly Agree	21.1%	4
Agree	31.6%	6
Neutral	42.1%	8
Disagree	5.3%	1
Strongly Disagree	0.0%	0
<i>answered question</i>		19
<i>skipped question</i>		0

Students and student success are a top priority at my institution.



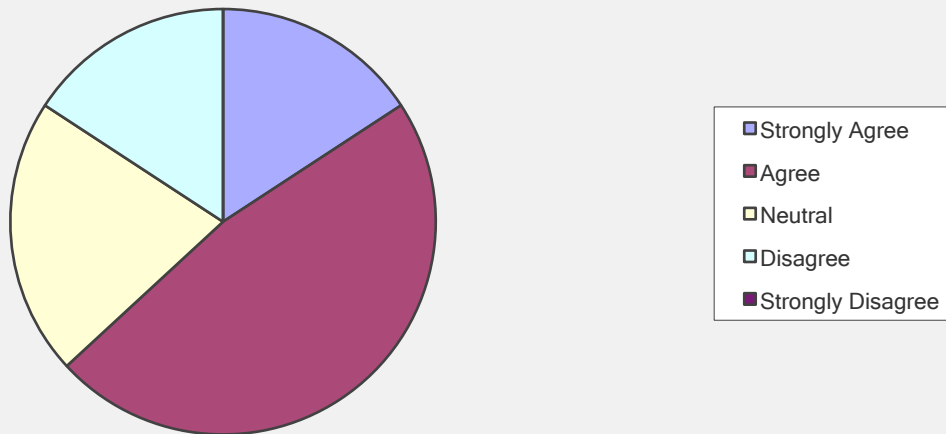
- Strongly Agree
- Agree
- Neutral
- Disagree
- Strongly Disagree

2016 CCCS Climate Survey for Faculty

My institution does a good job of partnering with students to overcome educational barriers.

Answer Options	Response Percent	Response Count
Strongly Agree	15.8%	3
Agree	47.4%	9
Neutral	21.1%	4
Disagree	15.8%	3
Strongly Disagree	0.0%	0
<i>answered question</i>		19
<i>skipped question</i>		0

My institution does a good job of partnering with students to overcome educational barriers.

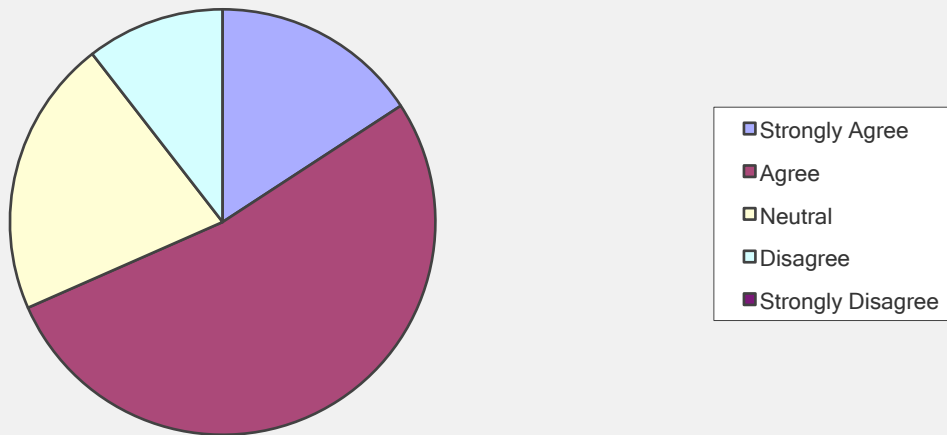


2016 CCCS Climate Survey for Faculty

The leadership at my institution support and communicate the idea of diversity and inclusion appropriately.

Answer Options	Response Percent	Response Count
Strongly Agree	15.8%	3
Agree	52.6%	10
Neutral	21.1%	4
Disagree	10.5%	2
Strongly Disagree	0.0%	0
<i>answered question</i>		19
<i>skipped question</i>		0

The leadership at my institution support and communicate the idea of diversity and inclusion appropriately.

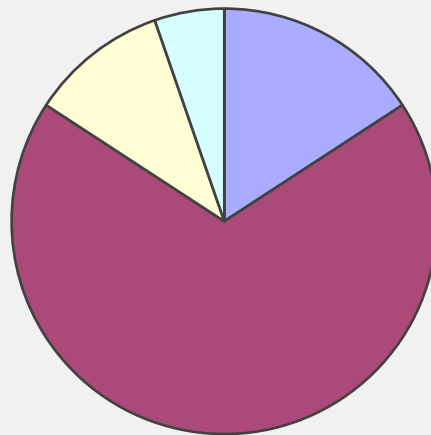


2016 CCCS Climate Survey for Faculty

I believe that my institution has an inclusive environment that fosters appreciation for diversity.

Answer Options	Response Percent	Response Count
Strongly Agree	15.8%	3
Agree	68.4%	13
Neutral	10.5%	2
Disagree	5.3%	1
Strongly Disagree	0.0%	0
<i>answered question</i>		19
<i>skipped question</i>		0

I believe that my institution has an inclusive environment that fosters appreciation for diversity.



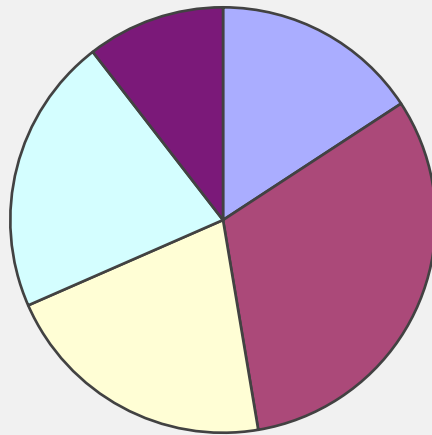
- Strongly Agree
- Agree
- Neutral
- Disagree
- Strongly Disagree

2016 CCCS Climate Survey for Faculty

There is respectful treatment of employees at all levels at my institution.

Answer Options	Response Percent	Response Count
Strongly Agree	15.8%	3
Agree	31.6%	6
Neutral	21.1%	4
Disagree	21.1%	4
Strongly Disagree	10.5%	2
<i>answered question</i>		19
<i>skipped question</i>		0

There is respectful treatment of employees at all levels at my institution.



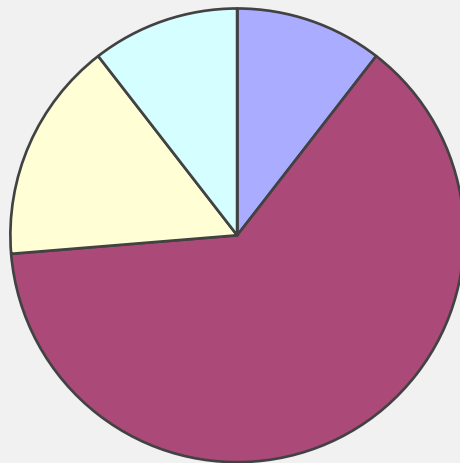
- Strongly Agree
- Agree
- Neutral
- Disagree
- Strongly Disagree

2016 CCCS Climate Survey for Faculty

I work with a diverse group of co-workers.

Answer Options	Response Percent	Response Count
Strongly Agree	10.5%	2
Agree	63.2%	12
Neutral	15.8%	3
Disagree	10.5%	2
Strongly Disagree	0.0%	0
<i>answered question</i>		19
<i>skipped question</i>		0

I work with a diverse group of co-workers.



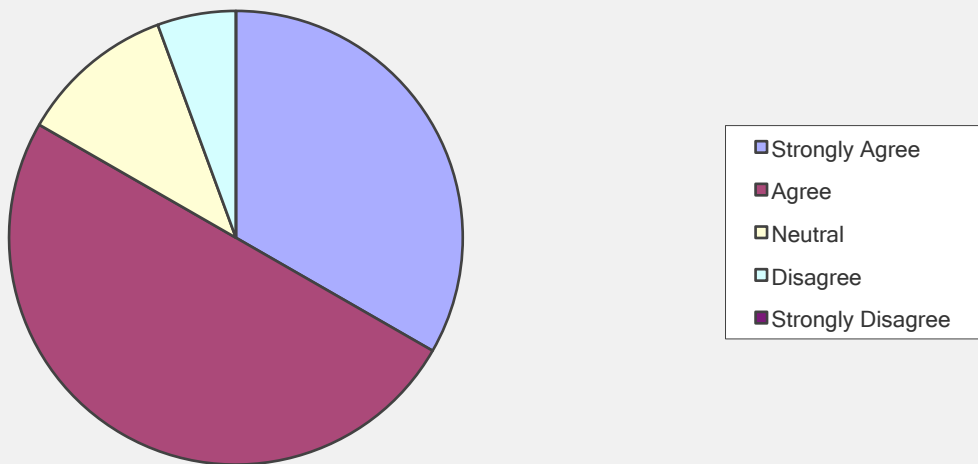
- Strongly Agree
- Agree
- Neutral
- Disagree
- Strongly Disagree

2016 CCCS Climate Survey for Faculty

Co-workers respect one another at my institution.

Answer Options	Response Percent	Response Count
Strongly Agree	33.3%	6
Agree	50.0%	9
Neutral	11.1%	2
Disagree	5.6%	1
Strongly Disagree	0.0%	0
<i>answered question</i>		18
<i>skipped question</i>		1

Co-workers respect one another at my institution.

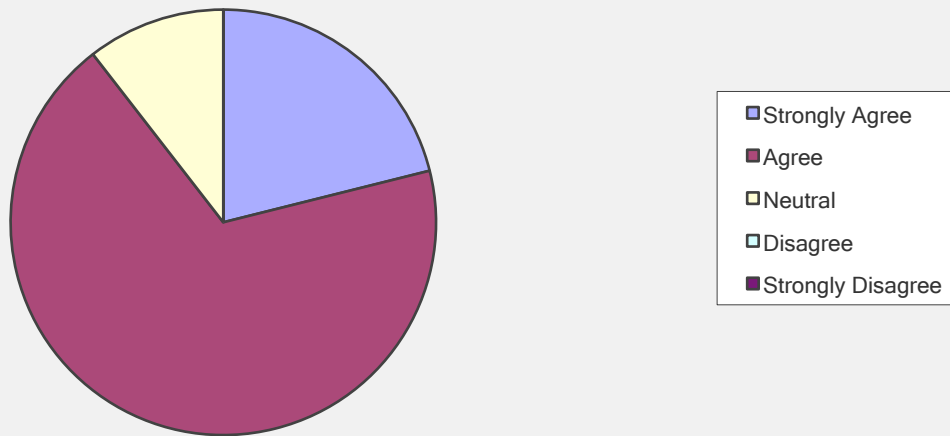


2016 CCCS Climate Survey for Faculty

Teamwork between/around departments is encouraged at my institution.

Answer Options	Response Percent	Response Count
Strongly Agree	21.1%	4
Agree	68.4%	13
Neutral	10.5%	2
Disagree	0.0%	0
Strongly Disagree	0.0%	0
<i>answered question</i>		19
<i>skipped question</i>		0

Teamwork between/around departments is encouraged at my institution.

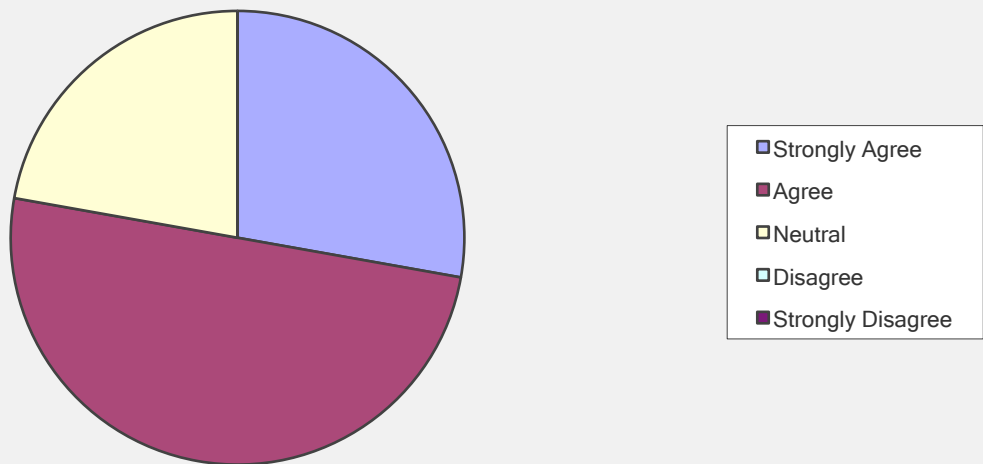


2016 CCCS Climate Survey for Faculty

Teamwork within my department is encouraged.

Answer Options	Response Percent	Response Count
Strongly Agree	27.8%	5
Agree	50.0%	9
Neutral	22.2%	4
Disagree	0.0%	0
Strongly Disagree	0.0%	0
<i>answered question</i>		18
<i>skipped question</i>		1

Teamwork within my department is encouraged.

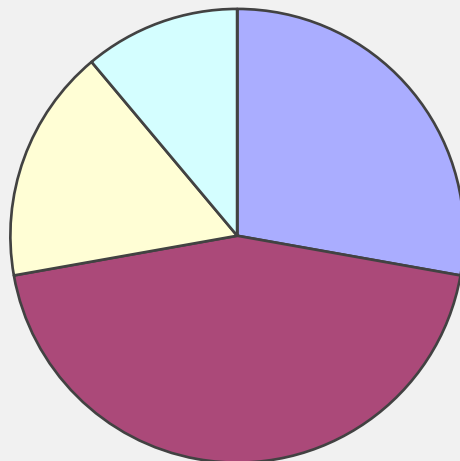


2016 CCCS Climate Survey for Faculty

I get the support I need from my Department Chair.

Answer Options	Response Percent	Response Count
Strongly Agree	27.8%	5
Agree	44.4%	8
Neutral	16.7%	3
Disagree	11.1%	2
Strongly Disagree	0.0%	0
<i>answered question</i>		18
<i>skipped question</i>		1

I get the support I need from my Department Chair.



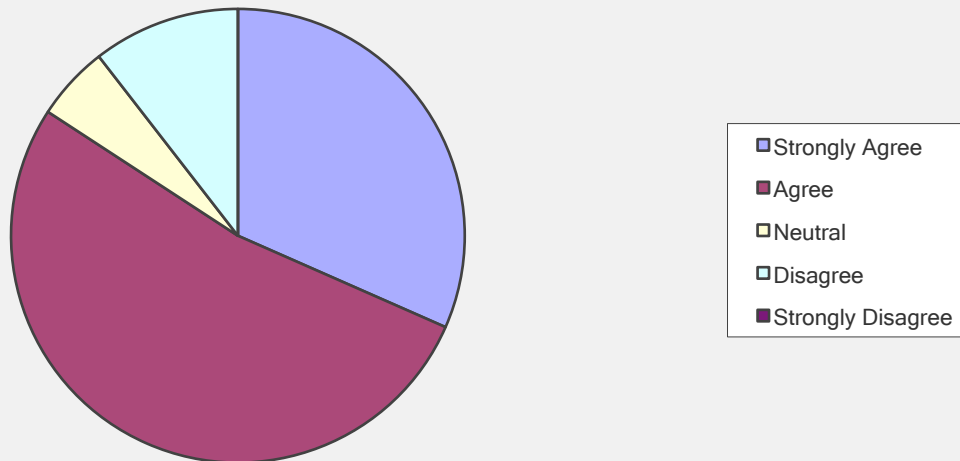
- Strongly Agree
- Agree
- Neutral
- Disagree
- Strongly Disagree

2016 CCCS Climate Survey for Faculty

I get the support I need from my Dean.

Answer Options	Response Percent	Response Count
Strongly Agree	31.6%	6
Agree	52.6%	10
Neutral	5.3%	1
Disagree	10.5%	2
Strongly Disagree	0.0%	0
<i>answered question</i>		19
<i>skipped question</i>		0

I get the support I need from my Dean.

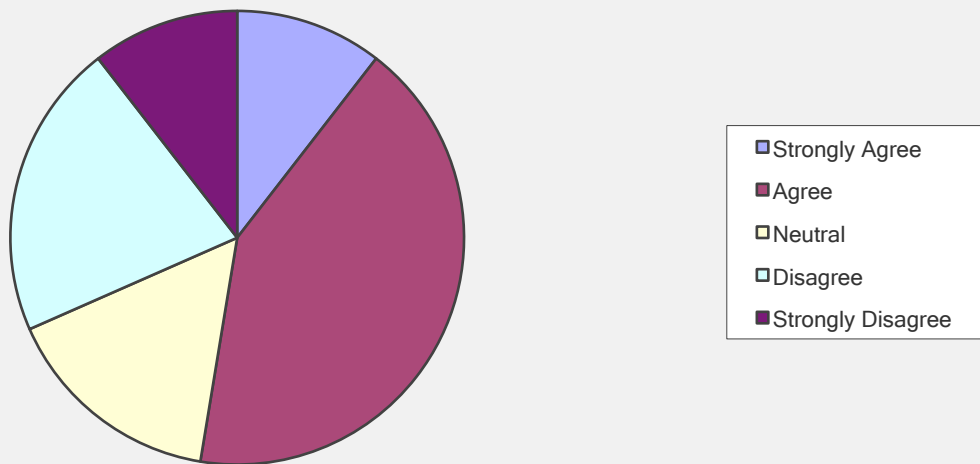


2016 CCCS Climate Survey for Faculty

Teaching loads are equitably distributed among Faculty.

Answer Options	Response Percent	Response Count
Strongly Agree	10.5%	2
Agree	42.1%	8
Neutral	15.8%	3
Disagree	21.1%	4
Strongly Disagree	10.5%	2
<i>answered question</i>		19
<i>skipped question</i>		0

Teaching loads are equitably distributed among Faculty.

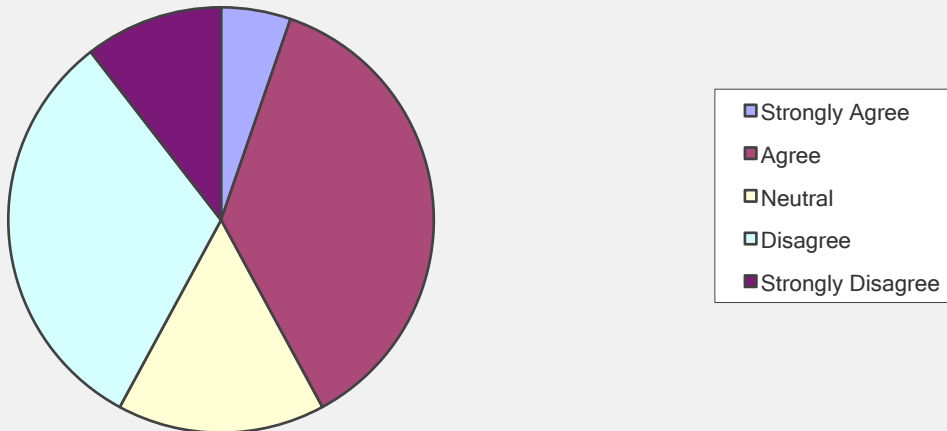


2016 CCCS Climate Survey for Faculty

There is adequate distribution of resources among Faculty at my institution.

Answer Options	Response Percent	Response Count
Strongly Agree	5.3%	1
Agree	36.8%	7
Neutral	15.8%	3
Disagree	31.6%	6
Strongly Disagree	10.5%	2
<i>answered question</i>		19
<i>skipped question</i>		0

There is adequate distribution of resources among Faculty at my institution.

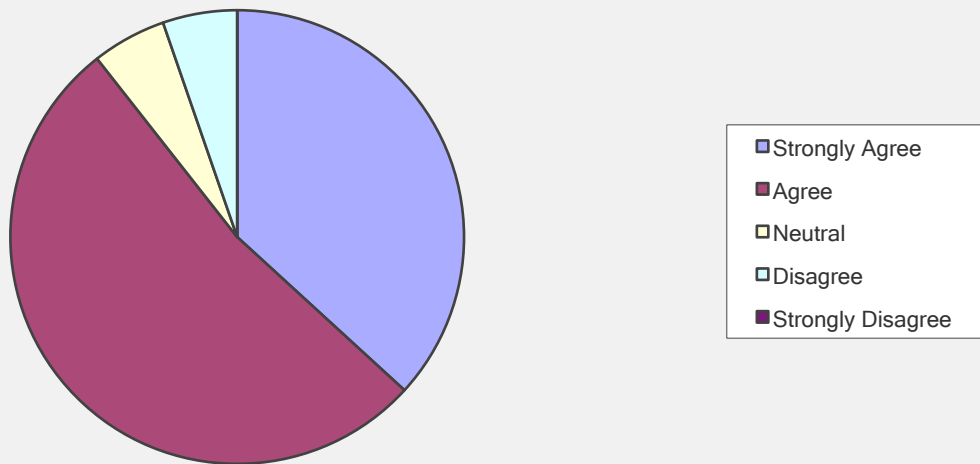


2016 CCCS Climate Survey for Faculty

I am satisfied with the courses I am assigned to teach.

Answer Options	Response Percent	Response Count
Strongly Agree	36.8%	7
Agree	52.6%	10
Neutral	5.3%	1
Disagree	5.3%	1
Strongly Disagree	0.0%	0
<i>answered question</i>		19
<i>skipped question</i>		0

I am satisfied with the courses I am assigned to teach.

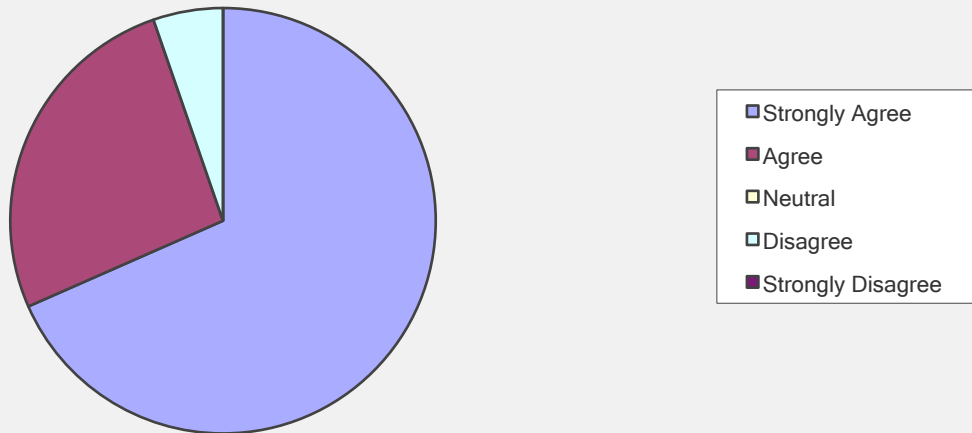


2016 CCCS Climate Survey for Faculty

I am satisfied with the level of independence I have in how I teach my classes.

Answer Options	Response Percent	Response Count
Strongly Agree	68.4%	13
Agree	26.3%	5
Neutral	0.0%	0
Disagree	5.3%	1
Strongly Disagree	0.0%	0
<i>answered question</i>		19
<i>skipped question</i>		0

I am satisfied with the level of independence I have in how I teach my classes.

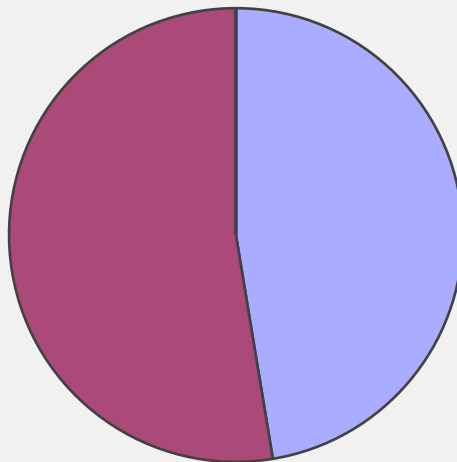


2016 CCCS Climate Survey for Faculty

I have passion and excitement about my work.

Answer Options	Response Percent	Response Count
Strongly Agree	47.4%	9
Agree	52.6%	10
Neutral	0.0%	0
Disagree	0.0%	0
Strongly Disagree	0.0%	0
<i>answered question</i>		19
<i>skipped question</i>		0

I have passion and excitement about my work.



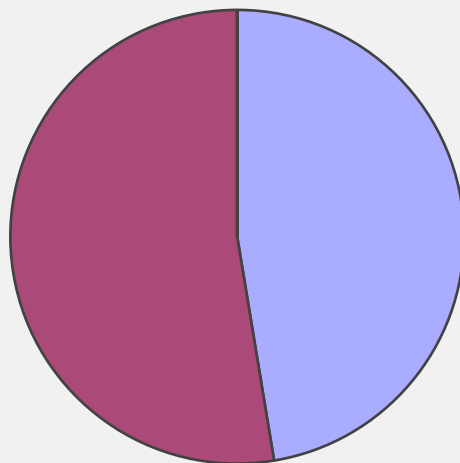
- Strongly Agree
- Agree
- Neutral
- Disagree
- Strongly Disagree

2016 CCCS Climate Survey for Faculty

My work is sufficiently challenging for me.

Answer Options	Response Percent	Response Count
Strongly Agree	47.4%	9
Agree	52.6%	10
Neutral	0.0%	0
Disagree	0.0%	0
Strongly Disagree	0.0%	0
<i>answered question</i>		19
<i>skipped question</i>		0

My work is sufficiently challenging for me.



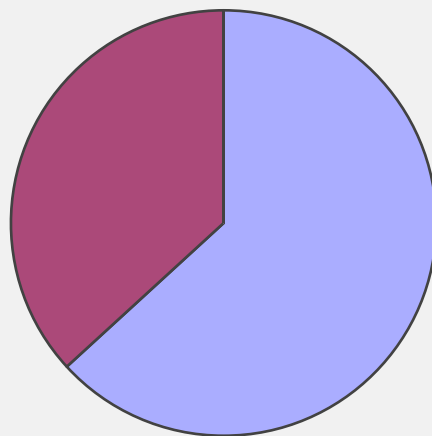
- Strongly Agree
- Agree
- Neutral
- Disagree
- Strongly Disagree

2016 CCCS Climate Survey for Faculty

Doing my job well gives me a sense of personal satisfaction and accomplishment.

Answer Options	Response Percent	Response Count
Strongly Agree	63.2%	12
Agree	36.8%	7
Neutral	0.0%	0
Disagree	0.0%	0
Strongly Disagree	0.0%	0
<i>answered question</i>		19
<i>skipped question</i>		0

Doing my job well gives me a sense of personal satisfaction and accomplishment.



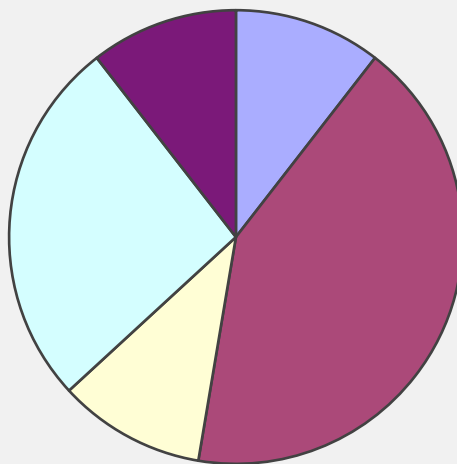
- Strongly Agree
- Agree
- Neutral
- Disagree
- Strongly Disagree

2016 CCCS Climate Survey for Faculty

I am appropriately recognized for my job performance.

Answer Options	Response Percent	Response Count
Strongly Agree	10.5%	2
Agree	42.1%	8
Neutral	10.5%	2
Disagree	26.3%	5
Strongly Disagree	10.5%	2
<i>answered question</i>		19
<i>skipped question</i>		0

I am appropriately recognized for my job performance.



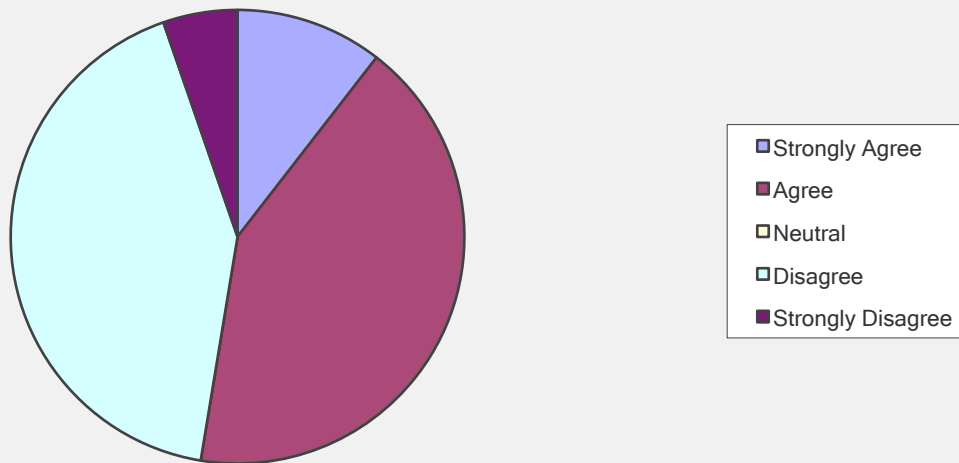
- Strongly Agree
- Agree
- Neutral
- Disagree
- Strongly Disagree

2016 CCCS Climate Survey for Faculty

I seldom feel burnt out by my job.

Answer Options	Response Percent	Response Count
Strongly Agree	10.5%	2
Agree	42.1%	8
Neutral	0.0%	0
Disagree	42.1%	8
Strongly Disagree	5.3%	1
<i>answered question</i>		19
<i>skipped question</i>		0

I seldom feel burnt out by my job.

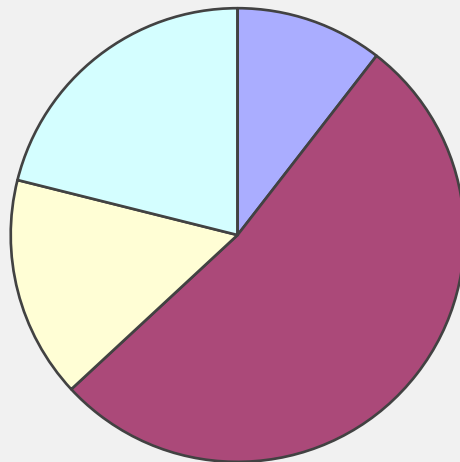


2016 CCCS Climate Survey for Faculty

My teaching load is reasonable.

Answer Options	Response Percent	Response Count
Strongly Agree	10.5%	2
Agree	52.6%	10
Neutral	15.8%	3
Disagree	21.1%	4
Strongly Disagree	0.0%	0
<i>answered question</i>		19
<i>skipped question</i>		0

My teaching load is reasonable.



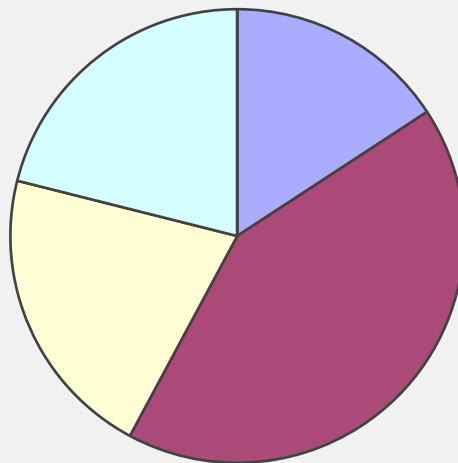
- Strongly Agree
- Agree
- Neutral
- Disagree
- Strongly Disagree

2016 CCCS Climate Survey for Faculty

My administrative responsibilities are reasonable.

Answer Options	Response Percent	Response Count
Strongly Agree	15.8%	3
Agree	42.1%	8
Neutral	21.1%	4
Disagree	21.1%	4
Strongly Disagree	0.0%	0
<i>answered question</i>		19
<i>skipped question</i>		0

My administrative responsibilities are reasonable.



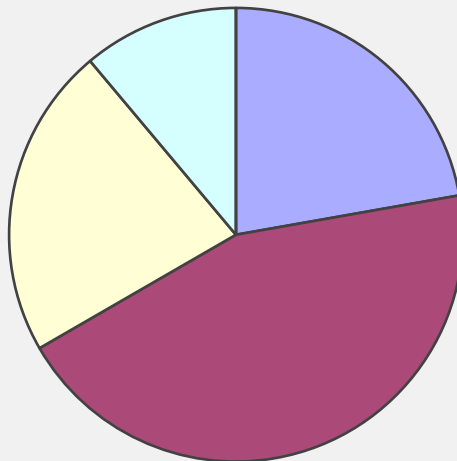
- Strongly Agree
- Agree
- Neutral
- Disagree
- Strongly Disagree

2016 CCCS Climate Survey for Faculty

My student advising responsibilities are reasonable.

Answer Options	Response Percent	Response Count
Strongly Agree	22.2%	4
Agree	44.4%	8
Neutral	22.2%	4
Disagree	11.1%	2
Strongly Disagree	0.0%	0
<i>answered question</i>		18
<i>skipped question</i>		1

My student advising responsibilities are reasonable.



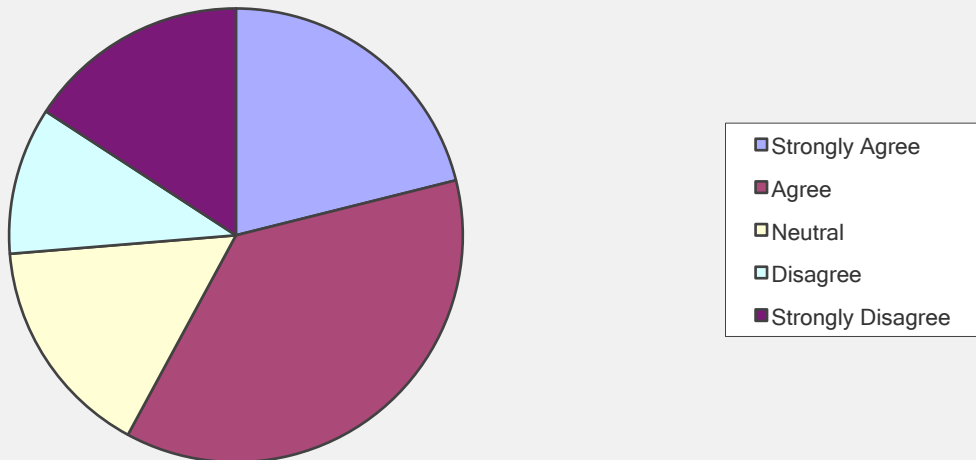
- Strongly Agree
- Agree
- Neutral
- Disagree
- Strongly Disagree

2016 CCCS Climate Survey for Faculty

I feel valued at work.

Answer Options	Response Percent	Response Count
Strongly Agree	21.1%	4
Agree	36.8%	7
Neutral	15.8%	3
Disagree	10.5%	2
Strongly Disagree	15.8%	3
<i>answered question</i>		19
<i>skipped question</i>		0

I feel valued at work.

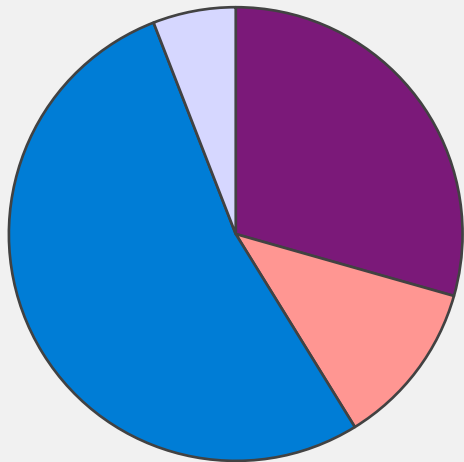


2016 CCCS Climate Survey for Faculty

What is the highest level of education you have attained?

Answer Options	Response Percent	Response Count
Some High School	0.0%	0
High School Diploma or G.E.D.	0.0%	0
Apprenticeship or Training in a Skilled Trade	0.0%	0
Some College	0.0%	0
Associates Degree	29.4%	5
Bachelor's Degree	11.8%	2
Master's Degree	52.9%	9
Doctorate	5.9%	1
<i>answered question</i>		17
<i>skipped question</i>		2

What is the highest level of education you have attained?

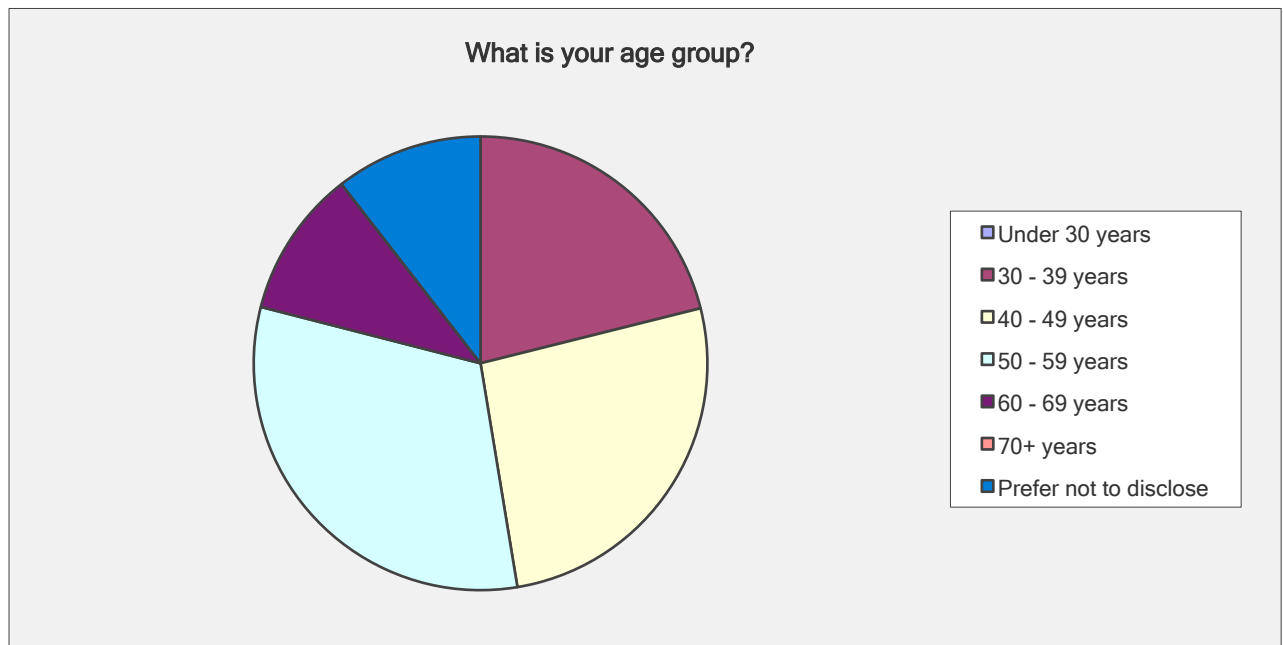


- Some High School
- High School Diploma or G.E.D.
- Apprenticeship or Training in a Skilled Trade
- Some College
- Associates Degree
- Bachelor's Degree
- Master's Degree
- Doctorate

2016 CCCS Climate Survey for Faculty

What is your age group?

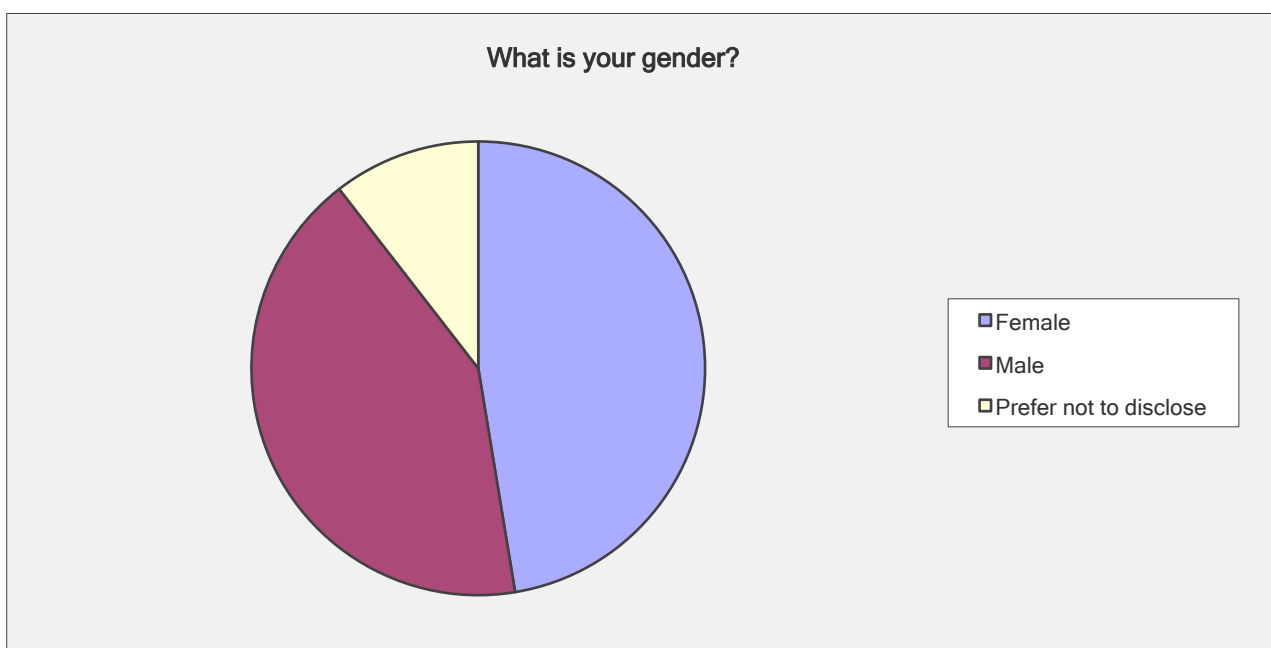
Answer Options	Response Percent	Response Count
Under 30 years	0.0%	0
30 - 39 years	21.1%	4
40 - 49 years	26.3%	5
50 - 59 years	31.6%	6
60 - 69 years	10.5%	2
70+ years	0.0%	0
Prefer not to disclose	10.5%	2
<i>answered question</i>		19
<i>skipped question</i>		0



2016 CCCS Climate Survey for Faculty

What is your gender?

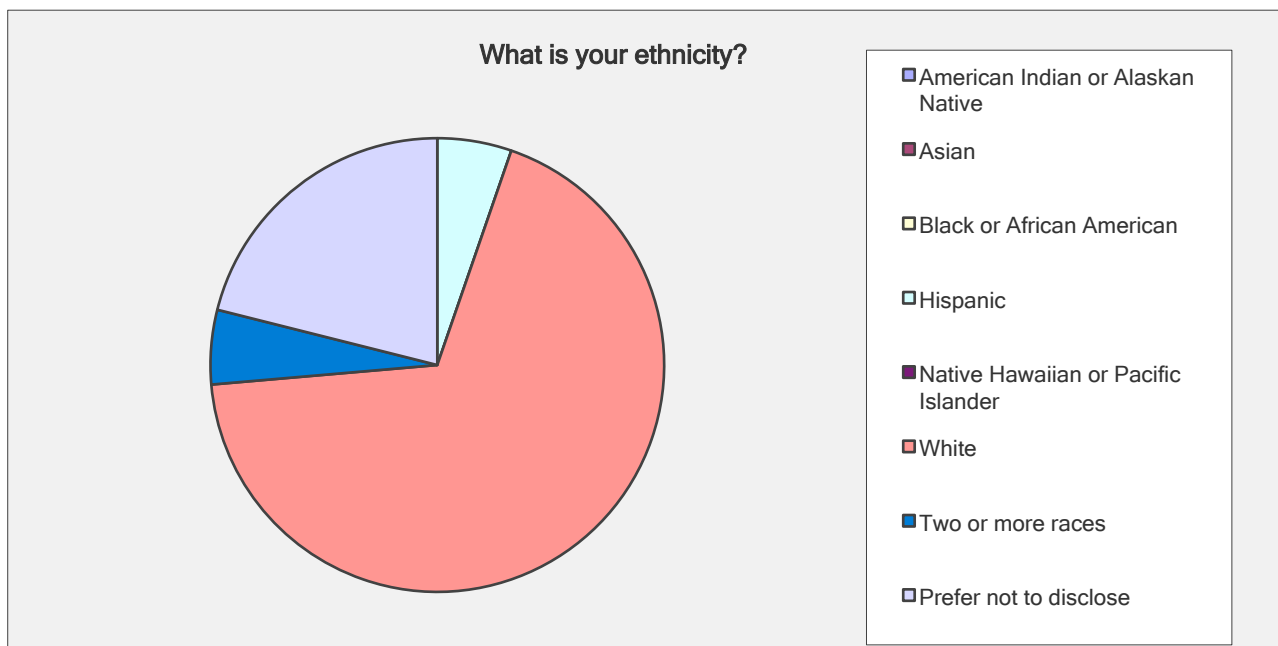
Answer Options	Response Percent	Response Count
Female	47.4%	9
Male	42.1%	8
Prefer not to disclose	10.5%	2
<i>answered question</i>		19
<i>skipped question</i>		0



2016 CCCS Climate Survey for Faculty

What is your ethnicity?

Answer Options	Response Percent	Response Count
American Indian or Alaskan Native	0.0%	0
Asian	0.0%	0
Black or African American	0.0%	0
Hispanic	5.3%	1
Native Hawaiian or Pacific Islander	0.0%	0
White	68.4%	13
Two or more races	5.3%	1
Prefer not to disclose	21.1%	4
answered question		19
skipped question		0

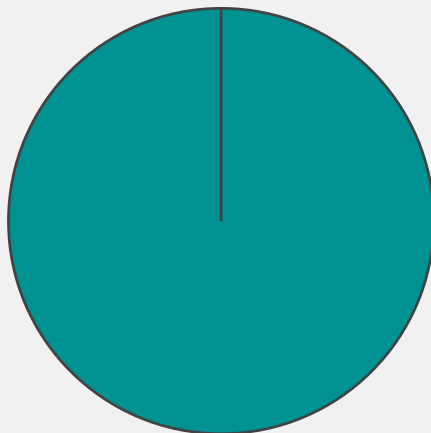


2016 CCCS Climate Survey for Faculty

At which institution do you work? (If more than one, please select your primary place of employment)

Answer Options	Response Percent	Response Count
Arapahoe Community College	0.0%	0
Colorado Northwestern Community College	0.0%	0
Community College of Aurora	0.0%	0
Community College of Denver	0.0%	0
Front Range Community College - Westminster	0.0%	0
Front Range Community College - Boulder/Longmont	0.0%	0
Front Range Community College - Larimer	0.0%	0
Lamar Community College	0.0%	0
Morgan Community College	0.0%	0
Northeastern Junior College	0.0%	0
Otero Junior College	0.0%	0
Pikes Peak Community College	0.0%	0
Pueblo Community College	0.0%	0
Red Rocks Community College	0.0%	0
Trinidad State Junior College	100.0%	19
answered question		19
skipped question		0

At which institution do you work? (If more than one, please select your primary place of employment)



- Arapahoe Community College
- Colorado Northwestern Community College
- Community College of Aurora
- Community College of Denver
- Front Range Community College - Westminster
- Front Range Community College - Boulder/Longmont
- Front Range Community College - Larimer